Glacier

Creating Glass With A Vision

An ISO 9001:2008 Certified Company

Glacier®

National Excellence Award Winner

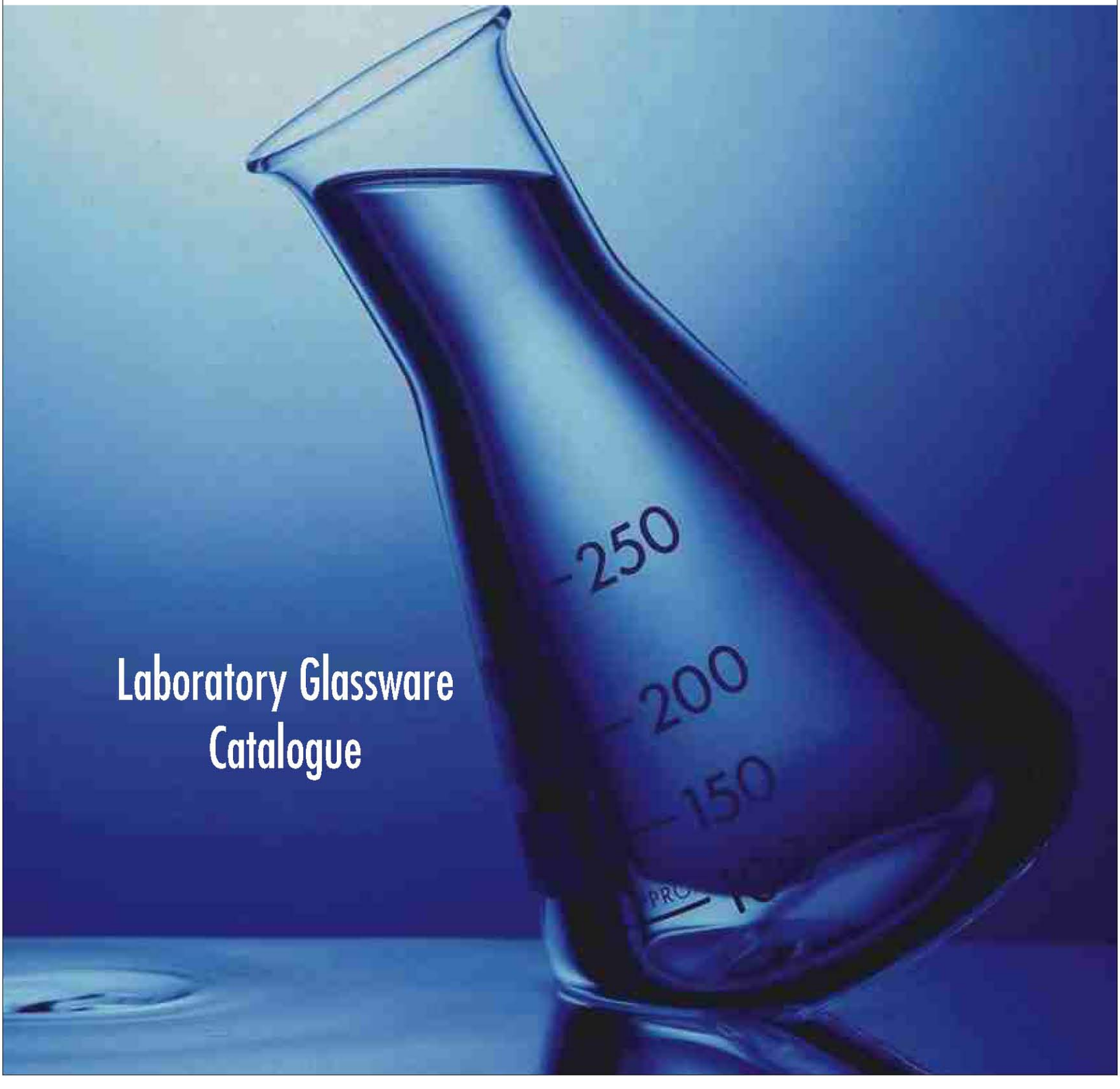

Laboratory Glassware Catalogue

Standard Joints

Sockets Single

Cat. No.	Socket Size	Approx. O.D. of tube mm.	Minimum Shank Length mm
001.2008.01	7/16	10	100
001.2008.02	10/19	13	100
001.2008.03	12/21	16	100
001.2008.04	14/23	18	100
001.2008.05	19/26	22	100
001.2008.06	24/29	28	100
001.2008.07	29/32	32	100
001.2008.08	34/35	38	100
001.2008.09	40/38	45	100
001.2008.10	45/40	50	100
001.2008.11	50/42	55	100
001.2008.12	55/44	60	100

Cones Single

Cat. No.	Cone Size	Approx. O.D. of tube mm.	Minimum Shank Length mm
002.2008.01	7/16	6	90
002.2008.02	10/19	8	90
002.2008.03	12/21	9	90
002.2008.04	14/23	13	90
002.2008.05	19/26	16	90
002.2008.06	24/29	22	90
002.2008.07	29/32	26	90
002.2008.08	34/35	30	90
002.2008.09	40/38	36	90
002.2008.10	45/40	40	90
002.2008.11	50/42	45	90
002.2008.12	55/44	50	90

Cones with tip Single

Cat. No.	Cone Size	Approx. O.D. of tube mm.	Minimum Shank Length mm
003.2008.01	7/16	6	90
003.2008.02	10/19	8	90
003.2008.03	12/21	9	90
003.2008.04	14/23	13	90
003.2008.05	19/26	16	90
003.2008.06	24/29	22	90
003.2008.07	29/32	26	90
003.2008.08	34/35	30	90
003.2008.09	40/38	36	90
003.2008.10	45/40	40	90
003.2008.11	50/42	45	90
003.2008.12	55/44	50	90

Standard Joints

Sockets Full Length Single

Cat. No.	Socket Size	Approx. O.D. of tube mm.	Minimum Shank Length mm
004.2008.01	5/20	8	100
004.2008.02	7/25	10	100
004.2008.03	10/30	13	100
004.2008.04	12/32	16	100
004.2008.05	14/35	18	100
004.2008.06	19/38	22	100
004.2008.07	24/40	28	100
004.2008.08	29/42	32	100
004.2008.09	34/45	38	100
004.2008.10	45/50	50	100

Cone Full Length Plain End Single

Cat. No.	Cone Size	Approx. O.D. of tube mm.	Minimum Shank Length mm
005.2008.01	5/20	4	90
005.2008.02	7/25	6	90
005.2008.03	10/30	8	90
005.2008.04	12/32	10	90
005.2008.05	14/35	13	90
005.2008.06	19/38	16	90
005.2008.07	24/40	22	90
005.2008.08	29/42	26	90
005.2008.09	34/45	30	90
005.2008.10	45/50	40	90

Sockets Double

Cat. No.	Socket Size	Minimum Shank Length mm	Max. outside diameter of Shank mm.
006.2008.01	7/16	85	11
006.2008.02	10/19	85	14
006.2008.03	14/23	85	18
006.2008.04	19/26	85	22
006.2008.05	24/29	100	28
006.2008.06	29/32	100	32
006.2008.07	34/35	100	38

Cone Plain Double

Cat. No.	Cone Size	Minimum Shank Length mm	Max. outside diameter of Shank mm.
007.2008.01	7/16	50	8
007.2008.02	10/19	50	8
007.2008.03	14/23	80	13
007.2008.04	19/26	80	16
007.2008.05	24/29	95	22
007.2008.06	29/32	100	26
007.2008.07	34/35	150	30

Standard Joints

Spherical Joint Ball

Cat. No.	Cup Joint (Male)	Approx. Bore	Minimum Shank Length mm
008.2008.02	S13	5	100
008.2008.03	S19	9	100
008.2008.04	S29	15	100
008.2008.05	S35	19	100
008.2008.06	S41	27	100

Spherical Joint Cup

Cat. No.	Cup Joint (Female)	Approx. Bore	Minimum Shank Length mm
009.2008.02	S13	5	100
009.2008.03	S19	9	100
009.2008.04	S29	15	100
009.2008.05	S35	19	100
009.2008.06	S41	27	100

Stopper Hollow with Flat Bottom

Cat. No.	N/S	Shape
010.2008.01	10/19	Hexagonal
010.2008.02	12/21	Hexagonal
010.2008.02A	14/23	Hexagonal
010.2008.03	19/26	Hexagonal
010.2008.04	24/29	Hexagonal
010.2008.05	29/32	Hexagonal
010.2008.06	34/35	Hexagonal

Stopper Hollow with Tip Shape Hexagonal

Cat. No.	Cone	Shape
011.2008.01	10/19	Hexagonal
011.2008.02	12/21	Hexagonal
011.2008.03	14/23	Hexagonal
011.2008.04	19/26	Hexagonal
011.2008.05	24/29	Hexagonal
011.2008.06	29/32	Hexagonal
011.2008.07	34/35	Hexagonal

Stopper Solid Penny or Flat Head

Cat. No.	Cone
012.2008.01	10/19
012.2008.02	12/21
012.2008.03	14/23
012.2008.04	19/26
012.2008.05	24/29
012.2008.06	29/32
012.2008.07	34/35

Reduction Adapters

Cat. No.	Socket Size	Cone Size
013.2008.01	10/19	14/23
013.2008.01A	14/23	14/23
013.2008.01B	14/23	19/26
013.2008.02	14/23	24/29
013.2008.03	14/23	29/32
013.2008.04	19/26	24/29
013.2008.05	19/26	29/32
013.2008.06	19/26	34/35
013.2008.07	19/26	40/38
013.2008.08	19/26	45/40
013.2008.09	19/26	55/44
013.2008.10	24/29	29/32
013.2008.11	24/29	34/35
013.2008.12	24/29	40/38
013.2008.13	24/29	45/40
013.2008.14	24/29	50/42
013.2008.15	24/29	55/44
013.2008.16	29/32	34/35
013.2008.17	29/32	40/38
013.2008.18	29/32	45/40
013.2008.19	34/35	40/38
013.2008.20	34/35	45/40
013.2008.21	34/35	50/42

Adapters

Expansion Adapters

Cat. No.	Socket Size	Cone Size
014.2008.01	19/26	14/23
014.2008.02	24/29	14/23
014.2008.03	24/29	19/26
014.2008.03A	29/32	14/23
014.2008.04	29/32	19/26
014.2008.05	29/32	24/29
014.2008.06	34/35	19/26
014.2008.07	34/35	24/29
014.2008.08	34/35	29/32
014.2008.09	40/38	24/29
014.2008.10	45/40	29/32

Multiple Adapters, with Two Necks Parallel

Cat. No.	Socket Size	Cone Size
015.2008.01	14/23	14/23
015.2008.01A	14/23	19/26
015.2008.02	19/26	19/26
015.2008.03	19/26	24/29
015.2008.04	24/29	24/29
015.2008.05	19/26	34/35
015.2008.06	29/32	29/32

Multiple Adapters, with Two Necks One Vertical and one at 45°

Cat. No.	Socket Size	Cone Size
016.2008.01	14/23	14/23
016.2008.01A	14/23	19/26
016.2008.01B	14/23	24/29
016.2008.02	19/26	19/26
016.2008.03	19/26	24/29
016.2008.04	14/23	29/32
016.2008.05	29/32	29/32

Multiple Adapters, with Three Necks, Two Parallel and one at 45°

Cat. No.	Socket Size	Cone Size
017.2008.01	19/26	19/26
017.2008.01A	19/26	24/29
017.2008.02	19/26	29/32
017.2008.03	24/29	24/29
017.2008.04	29/32	29/32

Swan Neck Adapters

Cat. No.	Socket Size	Cone Size
018.2008.01	14/23	19/26
018.2008.01A	19/26	19/26
018.2008.02	19/26	24/29
018.2008.03	24/29	24/29
018.2008.04	29/32	29/32

Receiver Delivery Adapters

Short Stem

Cat. No.	Socket Size	Approx. length mm
019.2008.01	14/23	65
019.2008.02	19/26	65
019.2008.03	24/29	65
019.2008.04	29/32	65

Long Stem

Cat. No.	Socket Size	Approx. length mm
019.2008.05	14/23	190
019.2008.06	19/26	200
019.2008.07	24/29	200
019.2008.08	29/32	200

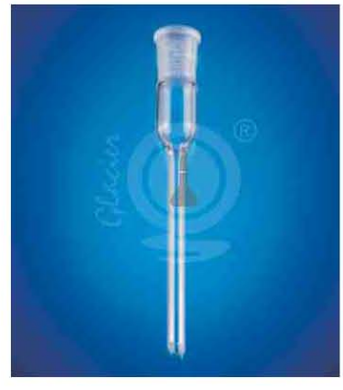

Receiver Adapters Straight

Cat. No.	Socket Size
020.2008.01	14/23
020.2008.02	19/26
020.2008.03	24/29
020.2008.04	29/32

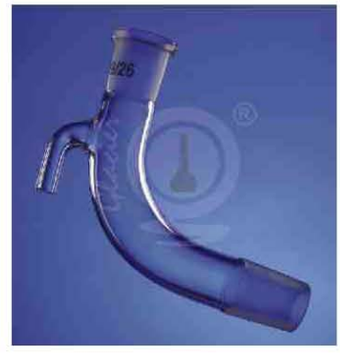

Receiver Adapters Bend with Vent.

Cat. No.	Socket Size	Cone Size
021.2008.01	14/23	14/23
021.2008.02	19/26	19/26
021.2008.03	19/26	24/29
021.2008.04	24/29	24/29
021.2008.05	29/32	29/32

Receiver Adapters, Straight
with Vacuum connection

Cat. No.	Socket Size	Cone Size
022.2008.01	14/23	14/23
022.2008.02	14/23	19/26
022.2008.02A	19/26	19/26
022.2008.03	19/26	24/29
022.2008.04	24/29	24/29
022.2008.05	24/29	29/32
022.2008.06	29/32	29/32

Receiver Adapters, Bend
with Vacuum connection

Cat. No.	Socket Size	Cone Size
023.2008.01	14/23	14/23
023.2008.02	14/23	19/26
023.2008.03	19/26	19/26
023.2008.04	19/26	24/29
023.2008.05	24/29	24/29
023.2008.06	24/29	29/32
023.2008.07	29/32	29/32

Receiver Adapters, With Multiple connection

Cat. No.	Socket Size	Cone Size
024.2008.01	14/23	14/23
024.2008.02	14/23	19/26
024.2008.03	19/26	19/26



Receiver Adapters, Plain Bend

Cat. No.	Socket Size	Cone Size
025.2008.00	14/23	14/23
025.2008.00A	14/23	19/26
025.2008.01	19/26	19/26
025.2008.02	19/26	24/29
025.2008.03	24/29	24/29
025.2008.04	29/32	29/32

Receiver Adapters Perkin

Cat. No.	Socket Size	Cone Size	Cap. ml
026.2008.01	14/23	14/23	10
026.2008.02	19/26	19/26	30
026.2008.03	19/26	24/29	30
026.2008.04	24/29	24/29	30
026.2008.05	34/35	24/29	30
026.2008.06	34/35	34/35	30

Recovery Bend, Sloping

Cat. No.	Cone Size to to fit flask	Cone Size to fit Condenser
027.2008.01	14/23	14/23
027.2008.02	24/29	14/23
027.2008.03	19/26	19/26
027.2008.04	24/29	19/26
027.2008.05	29/32	19/26
027.2008.06	29/32	29/32
027.2008.07	24/29	24/29
027.2008.08	34/35	24/29
027.2008.09	29/32	24/29
027.2008.10	34/35	34/35

Receiver Bend, Vertical

Cat. No.	Cone Size to fit flask	Cone Size to fit Condenser
028.2008.01	14/23	14/23
028.2008.02	19/26	19/26
028.2008.03	24/29	19/26
028.2008.04	24/29	24/29
028.2008.05	29/32	29/32

Still Head Plain with Thermometer socket

Cat. No.	Socket Size	Cone Size to fit Flask	Cone Size to fit Condenser
029.2008.01	14/23	14/23	14/23
029.2008.02	14/23	19/26	19/26
029.2008.03	14/23	24/29	19/26
029.2008.04	14/23	29/32	19/26
029.2008.05	14/23	34/35	19/26
029.2008.06	14/23	24/29	24/29
029.2008.07	14/23	34/35	24/29
029.2008.08	14/23	29/32	24/29
029.2008.09	14/23	29/32	29/32
029.2008.10	14/23	34/35	29/32

Claisen Heads, Sloping with 2xB14 Socket

Cat. No.	Socket Size	Cone Size to fit Flask	Cone Size to fit Condenser
030.2008.01	14/23	14/23	14/23
030.2008.02	14/23	19/26	19/26
030.2008.03	14/23	24/29	19/26
030.2008.04	14/23	24/29	24/29
030.2008.05	14/23	29/32	29/32
030.2008.06	14/23	34/35	24/29

Splash Heads, Vertical

Cat. No.	Cone Size to fit Flask	Cone Size to fit Condenser
031.2008.01	14/23	14/23
031.2008.02	19/26	24/29
031.2008.03	29/32	29/32

Splash Heads, Pear shape Vertical

Cat. No.	Cone Size to fit Flask	Cone Size to fit Condenser
032.2008.01	14/23	14/23
032.2008.02	19/26	19/26
032.2008.03	24/29	19/26
032.2008.04	24/29	24/29
032.2008.05	29/32	29/32

Splash Heads, Pear shape Sloping

Cat. No.	Cone Size to fit Flask	Cone Size to fit Condenser
033.2008.01	14/23	14/23
033.2008.02	19/26	19/26
033.2008.03	24/29	19/26
033.2008.04	24/29	24/29
033.2008.05	29/32	29/32

Steam Distillation Heads, Sloping

Cat. No.	Cone Size to fit Flask	Cone Size to fit Condenser
034.2008.01	24/29	19/26
034.2008.02	34/35	19/26
034.2008.03	34/35	24/29

Adapter cone to Rubber Tubing,

Right angle connection, with Glass Stopcock

Cat. No.	Cone
035.2008.01	14/23
035.2008.02	19/26
035.2008.03	24/29
035.2008.04	29/32

Optional :
(1) The above adaptors can also be supplied with PTFE KEY STOPCOCK.
(2) The above adapters can also be supplied with Straight Connection.
Please ask for prices separately.

Adapter Socket to Rubber Tubing,

Straight with PTFE Key Stopcock

Cat. No.	Socket
036.2008.01	14/23
036.2008.02	19/26
036.2008.03	24/29
036.2008.04	29/32

Optional :
(1) The above adaptors can also be supplied with GLASS STOPCOCK.
(2) The above adapters can also be supplied with Right Angle Connection.
Please ask for prices separately.

Adapters Cone to Rubber Tubing

right angle connection.

Cat. No.	Cone
037.2008.01	14/23
037.2008.02	19/26
037.2008.03	24/29
037.2008.04	29/32

Optional : The above adapters can also be supplied with straight connections.

Adapters Con with stem to Rubber Tubing,

right angle connection.

Cat. No.	Cone
038.2008.01	14/23
038.2008.02	19/26
038.2008.03	24/29
038.2008.04	29/32

Adapters Sockets to Rubber Tubing,

straight connection.

Cat. No.	Socket
039.2008.01	14/23
039.2008.02	19/26
039.2008.03	24/29
039.2008.04	29/32

Adapters Socket to cone

with Tee connection.

Cat. No.	Socket	Cone
040.2008.01	14/23	14/23
040.2008.02	14/23	19/26
040.2008.03	14/23	24/29
040.2008.04	14/23	29/32
040.2008.05	19/26	19/26
040.2008.06	19/26	24/29
040.2008.07	19/26	29/32
040.2008.08	24/29	24/29
040.2008.09	24/29	29/32
040.2008.10	29/32	29/32

U Tube, with two sockets with Stopper.

Cat. No.	Socket
041.2008.01	14/23
041.2008.02	19/26

Drying Tube.

Cat. No.	Cone
042.2008.01	14/23
042.2008.02	19/26
042.2008.03	24/29
042.2008.04	29/32

Thermometer Pocket

Cat. No.	Cone	Approx Stem Length
043.2008.01	14/23	45 mm
043.2008.02	19/26	45 mm
043.2008.03	24/29	45 mm

Air Leak Tube/Gas Inlet Tube

Cat. No.	Cone
044.2008.01	14/23
044.2008.02	19/26
044.2008.03	24/29
044.2008.04	29/32

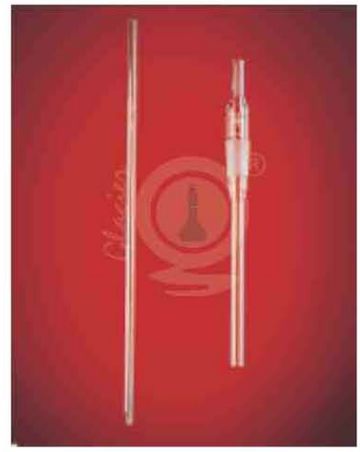

Adapters



Simple Glands with cap (Thermometer Adapter)

Cat. No.	To fit Stirrer Shaft	Cone
055.2008.01	6mm	14/23
055.2008.02	6mm	19/26
055.2008.03	6mm	24/29
055.2008.04	6mm	29/32

PS: All kind of Adapters can also be provided with Plastic Hose Connectors instead of Glass Hose Connectors.
Please see the Photo. For ordering these adapters please ask for prices separately and mark the product as HC.



Plastic Joint Clips colour coded.

Cat. No.	Joint Size	Colour Code
056.2008.01	10/19	Mint
056.2008.02	12/21	Violet
056.2008.03	14/23	Yellow
056.2008.04	19/26	Blue
056.2008.05	24/29	Green
056.2008.06	29/32	Red
056.2008.07	34/35	Orange
056.2008.08	40/38	Ochre
056.2008.09	45/50	Brown

Joint Clips Metal

Cat. No.	To Fit Spherical Joint Size	To Fit Flat Flange Joint Size
057.2008.01	S 13	---
057.2008.02	S 19	---
057.2008.03	S 29	---
057.2008.04	S 35	---
057.2008.05	S 41	---

Flask Round Bottom, Single Neck DIN12348 Medium



Cat. No.	Nominal capacity ml	Socket size	Approx. overall height mm.	Dia mm
058.2008.02	5	14/23	65	27
058.2008.04	10	14/23	65	33
058.2008.05	25	14/23	85	41
058.2008.06	25	19/26	85	41
058.2008.07	25	24/29	85	41
058.2008.08	50	14/23	105	51
058.2008.09	50	19/26	105	51
058.2008.10	50	24/29	105	51
058.2008.10A	50	29/32	105	51
058.2008.11	100	14/23	115	64
058.2008.12	100	19/26	115	64
058.2008.13	100	24/29	115	64
058.2008.14	100	29/32	115	64
058.2008.16	150	19/26	120	74
058.2008.17	150	24/29	120	74
058.2008.18	150	29/32	120	74
058.2008.20	250	14/23	145	85
058.2008.21	250	19/26	145	85
058.2008.22	250	24/29	145	85
058.2008.23	250	29/32	145	85
058.2008.24	250	34/35	145	85
058.2008.25	500	19/26	175	105
058.2008.26	500	24/29	175	105
058.2008.27	500	29/32	175	105
058.2008.28	500	34/35	175	105
058.2008.29	1000	19/26	210	131
058.2008.30	1000	24/29	210	131
058.2008.31	1000	29/32	210	131
058.2008.32	1000	34/35	210	131
058.2008.33	2000	24/29	260	166
058.2008.34	2000	29/32	260	166
058.2008.35	2000	34/35	260	166
058.2008.36	5000	34/35	280	223
058.2008.37	5000	40/38	280	223
058.2008.38	10000	34/35	385	279
058.2008.39	10000	45/40	385	279
058.2008.40	20000	55/44	435	346

PS: If you need flasks in short & long height please mention separately

Flasks Flat Bottom, Single Neck DIN12348 Medium



Cat. No.	Nominal capacity ml	Socket size	Approx. overall height mm.	Dia mm
059.2008.01	50	19/26	90	51
059.2008.02	50	24/29	90	51
059.2008.02A	50	29/32	90	51
059.2008.03	100	19/26	110	64
059.2008.04	100	24/29	110	50
059.2008.05	100	29/32	110	64
059.2008.07	150	19/26	115	74
059.2008.08	150	24/29	115	74
059.2008.09	150	29/32	115	74
059.2008.11	250	19/26	140	85
059.2008.12	250	24/29	140	85
059.2008.13	250	29/32	140	85
059.2008.14	250	34/35	140	85
059.2008.15	500	19/26	170	105
059.2008.16	500	24/29	170	105
059.2008.17	500	29/32	170	105
059.2008.18	500	34/35	170	105
059.2008.19	1000	24/29	200	131
059.2008.20	1000	29/32	200	131
059.2008.21	1000	34/35	200	131
059.2008.22	2000	24/29	250	166
059.2008.23	2000	29/32	250	166
059.2008.24	2000	34/35	250	166

Above flasks can also be provided in other joint sizes.

Flasks Round Bottom, Two Neck DIN12394



Cat. No.	Nominal capacity ml	Socket size	Slide Socket	Approx. overall height mm.
060.2008.01	50	24/29	14/23	115
060.2008.02	50	29/32	14/23	115
060.2008.03	100	24/29	14/23	115
060.2008.04	100	24/29	19/26	115
060.2008.05	100	29/32	14/23	115
060.2008.06	250	24/29	14/23	145
060.2008.07	250	24/29	19/26	145
060.2008.08	250	29/32	14/23	145
060.2008.09	500	24/29	14/23	175
060.2008.10	500	24/29	19/26	175
060.2008.11	500	29/32	14/23	175
060.2008.12	1000	24/29	14/23	210
060.2008.13	1000	24/29	19/26	210
060.2008.14	1000	29/32	14/23	210
060.2008.15	2000	34/35	19/26	223

Above flasks can also be provided in other joint sizes.

Flasks Round Bottom, Three Neck at Angle DIN12394



Cat. No.	Nominal capacity ml	Centre Socket	Side Sockets	Approx. overall height mm.
061.2008.01	100	19/26	14/23	115
061.2008.02	100	24/29	14/23	115
061.2008.03	100	24/29	19/26	115
061.2008.03A	100	29/32	14/23	115
061.2008.04	250	19/26	19/26	145
061.2008.05	250	24/29	14/23	145
061.2008.06	250	24/29	19/26	145
061.2008.07	250	29/32	14/23	145
061.2008.08	250	29/32	19/26	145
061.2008.08A	250	29/32	29/32	145
061.2008.09	500	24/29	14/23	175
061.2008.10	500	24/29	19/26	175
061.2008.11	500	29/32	14/23	175
061.2008.12	500	29/32	19/26	175
061.2008.12A	500	29/32	29/32	175
061.2008.13	1000	24/29	14/23	210
061.2008.14	1000	24/29	19/26	210
061.2008.15	1000	29/32	14/23	210
061.2008.16	1000	29/32	19/26	210
061.2008.17	1000	29/32	29/32	210
061.2008.18	2000	24/29	19/26	260
061.2008.19	2000	29/32	24/29	260
061.2008.20	2000	29/32	29/32	290

Above flasks can also be provided in other joint sizes.

Flasks Round Bottom, Three Neck at Parallel DIN12392

Cat. No.	Nominal capacity ml	Centre Socket	Side Sockets	Approx. overall height mm.
062.2008.01	250	24/29	19/26	145
062.2008.02	250	29/32	14/23	145
062.2008.02A	250	29/32	29/32	145
062.2008.03	500	24/29	19/26	175
062.2008.04	500	29/32	14/23	175
062.2008.05	500	29/32	19/26	175
062.2008.05A	500	29/32	29/32	175
062.2008.06	1000	24/29	19/26	210
062.2008.07	1000	29/32	14/23	210
062.2008.08	1000	29/32	19/26	210
062.2008.09	1000	29/32	24/29	210
062.2008.10	1000	29/32	29/32	210
062.2008.11	2000	24/29	19/26	260
062.2008.12	2000	29/32	19/26	260
062.2008.13	2000	29/32	29/32	260
062.2008.14	2000	34/35	19/26	260
062.2008.15	2000	34/35	24/29	260

Above flasks can also be provided in other joint sizes.

Flasks Pear Shape, single neck DIN 12383

Cat. No.	Nominal capacity ml	Socket	Approx. overall height mm.	Approx. diameter mm.
063.2008.06	25	14/23	90	38
063.2008.07	50	14/23	110	48
063.2008.09	100	14/23	125	58

Flasks, Pear Shape, Two neck

Cat. No.	Nominal capacity ml	Centre Socket	Side Socket	Approx. overall height mm.
064.2008.01	50	14/23	14/23	110
064.2008.02	100	14/23	14/23	125



Flasks, Evaporating,

Cat. No.	Nominal capacity ml	Socket	Approx. overall height mm.
069.2008.01	50	29/32	94
069.2008.02	100	24/29	110
069.2008.03	100	29/32	110
069.2008.04	250	24/29	140
069.2008.05	250	29/32	140
069.2008.06	500	24/29	170
069.2008.07	500	29/32	170
069.2008.08	1000	24/29	210
069.2008.09	1000	29/32	210
069.2008.10	2000	29/32	250

Flasks, Kjeldahl Jointed

Cat. No.	Nominal capacity ml	Approx. overall height mm.	Socket
070.2008.01	50	162	19/26
070.2008.02	100	165	19/26
070.2008.03	100	265	24/29
070.2008.04	300	295	24/29
070.2008.05	500	305	24/29
070.2008.06	800	325	24/29



Flasks, Conical, (Erlenmeyer) DIN 12387 Jointed

Cat. No.	Nominal capacity ml	Socket Size	Approx. overall diameter mm.	Approx. overall height mm.
071.2008.06	25	14/23	75	42
071.2008.07	25	19/26	75	42
071.2008.08	50	14/23	85	51
071.2008.09	50	19/26	85	51
071.2008.10	50	24/29	85	64
071.2008.10A	50	29/32	85	64
071.2008.11	100	14/23	105	64
071.2008.12	100	19/26	105	64
071.2008.13	100	24/29	105	64
071.2008.14	100	29/32	105	64
071.2008.15	150	19/26	118	74
071.2008.16	150	24/29	118	74
071.2008.17	150	29/32	118	74
071.2008.17A	200	29/32	131	79
071.2008.18	250	19/26	140	85
071.2008.19	250	24/29	140	85
071.2008.20	250	29/32	140	85
071.2008.21	250	34/35	140	85
071.2008.21A	300	29/32	156	87
071.2008.22	500	19/26	175	105
071.2008.22A	500	24/29	175	105
071.2008.23	500	29/32	175	105
071.2008.24	500	34/35	175	105
071.2008.25	1000	24/29	220	131
071.2008.26	1000	29/32	220	131
071.2008.27	1000	34/35	220	131
071.2008.28	2000	29/32	280	166
071.2008.29	2000	34/35	280	166

Flasks, Iodine.

Cat. No.	Nominal capacity ml	Joint Size	Min. Cup Capacity ml.
072.2008.01	250	24/29	20
072.2008.02	250	29/32	20
072.2008.03	500	24/29	20
072.2008.04	500	29/32	20
072.2008.05	1000	29/32	20





Flasks, Distillation, with side Tube

Cat. No.	Nominal capacity ml	Dia mm	Height mm
073.2008.03	100	65	215
073.2008.04	250	85	226
073.2008.05	500	105	240
073.2008.06	1000	130	305
073.2008.07	2000	170	318



Flasks, Buckner Filtration Bolt Neck

Cat. No.	Nominal capacity ml
074.2008.01	100
074.2008.02	250
074.2008.03	500
074.2008.04	1000
074.2008.05	2000
074.2008.06	5000

Flasks, Conical, with Teflon Liner Screw Cap.

Cat. No.	Capacity	Dia mm
075.2008.01	50	51
075.2008.02	100	64
075.2008.03	150	74
075.2008.04	250	85
075.2008.05	500	105
075.2008.06	1000	131

Flasks, Erlenmeyer's Stoppered

Cat. No.	Capacity	Joint Size
076.2008.01	100	19/26
076.2008.02	250	24/29
076.2008.03	500	24/29
076.2008.04	1000	29/32
076.2008.05	2000	29/32



Flasks, Kjeldhal Round Bottom Long Neck.

Cat. No.	Capacity	Dia mm	Height mm
077.2008.01	100	58	240
077.2008.02	300	81	300
077.2008.03	500	101	325
077.2008.04	800	115	350



Retort Stoppered

Cat. No.	Capacity ml.
078.2008.01	100
078.2008.02	250
078.2008.03	500

Tubes, Culture, Media, Round Bottom,
with Screw cap & Teflon Liner.

Cat. No.	Capacity	O.D.x Length (mm)
082.2008.01	5	15 x 75
082.2008.02	10	15 x 125
082.2008.03	15	15 x 150
082.2008.04	25	18 x 150
082.2008.05	30	25 x 100
082.2008.06	45	25 x 150
082.2008.07	60	25 x 200
082.2008.08	100	32 x 200

PS : Test tubes in other sizes can be provided on request.

Tubes, Culture, Media, Flat Bottom,
with Screw cap & Teflon Liner

Cat. No.	Capacity	O.D.x Length (mm)
083.2008.01	5	18 x 45
083.2008.02	10	25 x 57
083.2008.03	30	25 x 95
083.2008.04	40	25 x 145

PS : Test tubes in other sizes can be provided on request.



Centrifuge Tube, Conical Bottom, Graduated

Cat. No.	Capacity	Height x O.D. (mm)
088.2008.01	5	100 x 13
088.2008.02	10	110 x 15
088.2008.03	15	120 x 17
088.2008.04	25	125 x 22
088.2008.05	50	125 x 28

Centrifuge Tube Conical Bottom, Plain

Cat. No.	Capacity	Height x O.D. (mm)
089.2008.02	5	100 x 13
089.2008.03	10	110 x 15
089.2008.05	15	120 x 17
089.2008.06	25	125 x 22
089.2008.07	50	125 x 28

Centrifuge Tube Round Bottom, Graduated.

Cat. No.	Capacity	Height x O.D. (mm)
094.2008.01	12	16 x 110
094.2008.02	30	24 x 110
094.2008.03	40	28 x 110
094.2008.04	50	30 x 110
094.2008.05	100	45 x 110
094.2008.07	200	55 x 116

Test Tube, with Joint & Stopper, Graduated.

Cat. No.	Size (mm)	Capacity (ml)	Stopper size
095.2008.01	100x12	5	10/19
095.2008.02	125x16	10	12/21
095.2008.03	150x22	25	19/26
095.2008.04	200x25	50	19/26

Tubes

Test Tubes, with interchangeable stopper, Plain.

Cat. No.	Length x Dia. (mm)	Height x O.D.(mm)
096.2008.01	100 x 12	10/19
096.2008.02	125 x 15	12/21
096.2008.03	150 x 18	14/23
096.2008.04	150 x 25	19/26
096.2008.05	200 x 25	19/26
096.2008.06	200 x 32	24/29
096.2008.07	200 x 38	24/29

Test Tubes, Round Bottom, with rim, Plain Boro 3.3

Cat. No.	Capacity	Height x O.D. (mm)	Wall Thickness
097.2008.01	3	10x75	1.0
097.2008.02	5	12x75	1.0
097.2008.03	8	12x100	1.0
097.2008.04	10	15x125	1.2
097.2008.05	25	18x150	1.2
097.2008.06	50	25x150	1.2
097.2008.07	75	25x200	1.2

Test Tubes, Round Bottom, without rim.

Cat. No.	Capacity	Height x O.D. (mm)	Wall Thickness
098.2008.01	3	10x75	1.0
098.2008.02	5	12x75	1.0
098.2008.03	8	12x100	1.0
098.2008.04	10	15x125	1.2
098.2008.05	25	18x150	1.2
098.2008.06	50	25x150	1.2
098.2008.07	75	25x200	1.2



Test Tubes Neutral Hard Glass, Round Bottom, Heat resistant. Autoclavable. Resistant to Temperature upto 350°C, with Rim.

Cat. No.	Size Approx. (mm)	Wall Thickness
099.2008.01	10x75	0.90
099.2008.02	12x100	1.00
099.2008.03	15x125	1.00
099.2008.04	15x150	1.00
099.2008.05	18x150	1.00
099.2008.06	25x150	1.00

PS : Test tubes in other sizes can be provided on request.

Test Tubes Neutral Hard Glass, Heat resistant, Autoclavable, Resistant to Temperature upto 350°C, without Rim.

Cat. No.	Size Approx. (mm)	Wall Thickness
099.2008.07	10x75	0.90
099.2008.08	12x100	1.00
099.2008.09	15x125	1.00
099.2008.10	15x150	1.00
099.2008.11	18x150	1.00
099.2008.12	25x150	1.00

PS : (1) Test tubes in other sizes can be printed on request.
(2) Above test tubes can also available in Flat Bottom on request.

Thiele Melting Point Tube

Cat. No.	Size (mm)
100.2008.01	18x150
100.2008.02	22x150
100.2008.03	25x150

Absorption U-Tube, Plain

Cat. No.	Size (mm)
101.2008.01	12x100
101.2008.02	15x125
101.2008.03	18x150
101.2008.04	20x150

Blood Sugar Tube with Folin Wu Marked at 35ml & 50ml

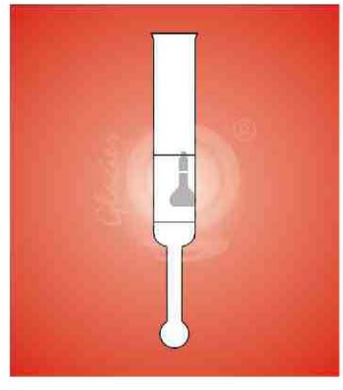

Cat. No.	Size (mm)
102.2008.01	25x200

Convection of Heat Apparatus with Funnel Cap.

Cat. No.	Size (mm)
103.2008.01	150x210
103.2008.02	300x380

Burette with Straight Bore Glass Key Stopcock,
Accuracy as per class B complies with BS 846

Cat. No.	Cap. ml.	Sub. Div. ml.	Tolerance (± ml)
110.2008.01	10	0.05	0.05
110.2008.02	25	0.10	0.10
110.2008.03	50	0.10	0.10
110.2008.04	100	0.20	0.20

Burette with Straight Bore Glass Key Stopcock,
Accuracy as per class A with complies with BS 846
with individual works certificate serially numbered.

Cat. No.	Cap. ml.	Sub. Div. ml.	Tolerance (± ml)
111.2008.01	10	0.05	0.020
111.2008.02	25	0.10	0.050
111.2008.03	50	0.10	0.050
111.2008.04	100	0.20	0.100

Burette with Straight Bore Glass Key Stopcock,
Schell Bach Stripe
Accuracy as per class B complies with BS 846

Cat. No.	Cap. ml.	Sub. Div. ml.	Tolerance (± ml)
112.2008.01	10	0.05	0.05
112.2008.02	25	0.10	0.10
112.2008.03	50	0.10	0.10
112.2008.04	100	0.20	0.20

Burette with Straight Bore Glass Key Stopcock, Schell Bach Stripe,
Accuracy as per class A complies with BS 846
with Individual Work Certificate, Serially numbered.

Cat. No.	Cap. ml.	Sub. Div. ml.	Tolerance (±ml)
113.2008.01	10	0.05	0.020
113.2008.02	25	0.10	0.050
113.2008.03	50	0.10	0.050
113.2008.04	100	0.20	0.100

Burette with Pinch Cock
Rubber Tubing and Glass Jet
Accuracy as per class B

Cat. No.	Cap. ml.	Sub. Div. ml.	Tolerance (±ml)
114.2008.01	10	0.10	0.10
114.2008.02	25	0.10	0.10
114.2008.03	50	0.10	0.10
114.2008.04	100	0.10	0.20

Burette with Screw Type Needle Valve PTFE Rotaflow
stopcock Accuracy as per class B complies with BS 846

Cat. No.	Cap. ml.	Sub. Div. ml.	Tolerance (±ml)
115.2008.01	10	0.05	0.05
115.2008.02	25	0.10	0.10
115.2008.03	50	0.10	0.10
115.2008.04	100	0.20	0.20

Burette with Screw Type Needle Valve PTFE Rotaflow stopcock Accuracy as per class A complies with BS 846 with Individual Works Certificate, Serially Numbered.

Cat. No.	Cap. ml.	Sub. Div. ml.	Tolerance (±ml)
116.2008.01	10	0.05	0.020
116.2008.02	25	0.10	0.050
116.2008.03	50	0.10	0.050
116.2008.04	100	0.20	0.100

Burette with Screw Type Needle Valve
PTFE Rotaflow stopcock, Schell Bach Stripe
Accuracy as per class B complies with BS 846

Cat. No.	Cap. ml.	Sub. Div. ml.	Tolerance (±ml)
117.2008.01	10	0.05	0.05
117.2008.02	25	0.10	0.10
117.2008.03	50	0.10	0.10
117.2008.04	100	0.20	0.20

Burette with Screw Type Needle Valve
PTFE Rotaflow stopcock, Schell Bach Stripe
Accuracy as per class A complies with BS 846
With Individual Work Certificate, Serially numbered.

Cat. No.	Cap. ml.	Sub. Div. ml.	Tolerance (±ml)
118.2008.01	10	0.05	0.020
118.2008.02	25	0.10	0.050
118.2008.03	50	0.10	0.050
118.2008.04	100	0.20	0.100

Burette with Straight Bore PTFE Key stopcock

Accuracy as per B complies with BS 846

Cat. No.	Cap. ml.	Sub. Div. ml.	Tolerance (±ml)
119.2008.01	10	0.05	0.05
119.2008.02	25	0.10	0.10
119.2008.03	50	0.10	0.10
119.2008.04	100	0.20	0.20

Burette with Straight Bore PTFE Key stopcock

Accuracy as per A complies with BS 846
With Individual Work Certificate

Cat. No.	Cap. ml.	Sub. Div. ml.	Tolerance (±ml)
120.2008.01	10	0.05	0.020
120.2008.02	25	0.10	0.050
120.2008.03	50	0.10	0.050
120.2008.04	100	0.20	0.100

Burette with Straight Bore PTFE Key stopcock

Schell Bach Stripe. Accuracy as per B complies with BS 846

Cat. No.	Cap. ml.	Sub. Div. ml.	Tolerance (±ml)
121.2008.04	10	0.05	0.05
121.2008.05	25	0.10	0.10
121.2008.06	50	0.10	0.10
121.2008.07	100	0.20	0.20

Burettes

Burette with Straight Bore PTFE Key stopcock

Schell Bach Stripe. Accuracy as per A complies with BS 846
With Individual Work Certificate.

Cat. No.	Cap. ml.	Sub. Div. ml.	Tolerance (±ml)
122.2008.04	10	0.05	0.020
122.2008.05	25	0.10	0.050
122.2008.06	50	0.10	0.050
122.2008.07	100	0.20	0.100

Burette modular, PTFE Key stopcock

class B complies with BS 846

Cat. No.	Cap. ml.	Sub. Div. ml.	Tolerance (±ml)
123.2008.01	10	0.05	0.05
123.2008.02	25	0.10	0.10
123.2008.03	50	0.10	0.10
123.2008.04	100	0.20	0.20

Burette modular, PTFE Key stopcock

class A complies with BS 846

Cat. No.	Cap. ml.	Sub. Div. ml.	Tolerance (±ml)
124.2008.01	10	0.05	0.02
124.2008.02	25	0.10	0.05
124.2008.03	50	0.10	0.05
124.2008.04	100	0.20	0.10

Spare Burette Length without stopcock

class B complies with BS 846

Cat. No.	Cap. ml.	Sub. Div. ml.	Tolerance (±ml)
125.2008.01	10	0.05	0.05
125.2008.02	25	0.10	0.10
125.2008.03	50	0.10	0.10
125.2008.04	100	0.20	0.20

Spare Burette Length without stopcock

class A complies with BS 846

Cat. No.	Cap. ml.	Sub. Div. ml.	Tolerance (±ml)
126.2008.01	10	0.05	0.02
126.2008.02	25	0.10	0.05
126.2008.03	50	0.10	0.05
126.2008.04	100	0.20	0.10

Spare modular stopcock for above

Cat. No.
127.2008.01

Burette, Automatic Zero, mounted on Reservoir with Screw type PTFE Rotaflow Needle Valve Stopcock (Schellback) and Rubber bellow, Accuracy as per class 'A' conformity certified.

Cat. No.	Cap. ml.	Sub. Div. ml.	Tolerance (±ml)
130.2008.01	10	0.05	0.02
130.2008.02	25	0.10	0.05
130.2008.03	50	0.10	0.05
130.2008.04	100	0.20	0.10

Burette, Automatic Zero, mounted on Reservoir with PTFE Rotaflow Stopcock, (Schellback) Rubber bellow, Accuracy as per class B

Cat. No.	Cap. ml.	Sub. Div. ml.	Tolerance (±ml)
131.2008.01	10	0.05	0.05
131.2008.02	25	0.10	0.10
131.2008.03	50	0.10	0.10
131.2008.04	100	0.20	0.20

Note : Burette Automatic Zero can also be supplied without Schellback in Glass Stopcock and in P.T.F.E. Stopcock on request.

Pipette Volumetric, with one mark,
Accuracy as per class B DIN 12690, ISO 648, BS 1583

Cat. No.	Cap. ml.	Tolerance (±ml)	Colour code
132.2008.01	1	0.015	Blue
132.2008.02	2	0.020	Orange
132.2008.03	5	0.030	White
132.2008.04	10	0.040	Red
132.2008.05	20	0.060	Yellow
132.2008.06	25	0.060	Blue
132.2008.07	50	0.100	Red
132.2008.08	100	0.150	Yellow

Pipette Volumetric, with one mark,
Accuracy as per class A ISO 648, BS 1583
With Work Certificate

Cat. No.	Cap. ml.	Tolerance (±ml)	Colour code
133.2008.01	1	0.007	Blue
133.2008.02	2	0.010	Orange
133.2008.03	5	0.015	White
133.2008.04	10	0.020	Red
133.2008.05	20	0.030	Yellow
133.2008.06	25	0.030	Blue
133.2008.07	50	0.050	Red
133.2008.08	100	0.080	Yellow

Glass Cleaning Liquid Blue Line

Cat. No.	Cap. ml.
134.2008.01	200
134.2008.02	500
134.2008.03	1000
134.2008.04	5000

Glass Cleaning Liquid Green Line

Cat. No.	Cap. ml.
134.2008.01A	200
134.2008.02A	500
134.2008.03A	1000
134.2008.04A	5000

Graduated Pipettes, Serological
Class B ISO 835, BS 700

Cat. No.	Cap. ml.	Tolerance (±ml)	Colour code
135.2008.01	1.0	0.010	Yellow
135.2008.02	2.0	0.020	Black
135.2008.03	5.0	0.050	Red
135.2008.04	10.0	0.100	Orange
135.2008.06	25.0	0.200	White

Note : Pipette Mohr Type can also be supplied on request.

Graduated Pipette Serological Class A, ISO835, BS 700
with Individual Work Certificate

Cat. No.	Cap. ml.	Tolerance (±ml)	Colour code
136.2008.01	1.0	0.006	Yellow
136.2008.02	2.0	0.010	Black
136.2008.03	5.0	0.030	Red
136.2008.04	10.0	0.050	Orange
136.2008.06	25.0	0.100	White

Note : Pipette Mohr Type can also be supplied on request.

Volumetric Flasks

Volumetric Flask with one graduation mark & stopper made of polythelene ISO 1042, DIN 12664, Class B.

Cat. No.	Cap. ml.	Tolerance (±ml)	N/S
140.2008.01	5	0.05	10/19
140.2008.02	10	0.05	10/19
140.2008.02A	20	0.08	10/19
140.2008.03	25	0.08	10/19
140.2008.04	50	0.12	12/21
140.2008.05	100	0.20	14/23
140.2008.06	200	0.30	14/23
140.2008.07	250	0.30	14/23
140.2008.08	500	0.50	19/26
140.2008.09	1000	0.80	19/26
140.2008.10	2000	1.20	29/32
140.2008.11	5000	2.40	34/35

Volumetric Flask with one graduation mark & stopper made of polythelene ISO 1042, DIN 12664, Class A. With Individual Work Certificate, Serially numbered.

Cat. No.	Cap. ml.	Tolerance (±ml)	N/S
141.2008.01	5	0.025	10/19
141.2008.02	10	0.025	10/19
141.2008.02A	20	0.040	10/19
141.2008.03	25	0.040	10/19
141.2008.04	50	0.060	12/21
141.2008.05	100	0.100	14/23
141.2008.06	200	0.150	14/23
141.2008.07	250	0.150	14/23
141.2008.08	500	0.250	19/26
141.2008.09	1000	0.400	19/26
141.2008.10	2000	0.600	29/32
141.2008.11	5000	1.200	34/35

Volumetric Flask Amber with one Graduation mark and stopper made of Polythelene ISO 1042 DIN 12664. Accuracy as per class B

Cat. No.	Cap. ml.	Tolerance (± ml)	N/S
142.2008.01	5	0.05	10/19
142.2008.02	10	0.05	10/19
142.2008.03	20	0.08	10/19
142.2008.04	25	0.08	10/19
142.2008.05	50	0.12	12/21
142.2008.06	100	0.20	14/23
142.2008.07	200	0.30	14/23
142.2008.08	250	0.30	14/23
142.2008.09	500	0.50	19/26
142.2008.010	1000	0.80	19/26
142.2008.011	2000	1.20	29/32

Volumetric Flask Amber with one Graduation mark and stopper made of Polythelene ISO 1042 DIN 12664. Accuracy as per class A.
With Individual Work Certificate & Serially numbered.

Cat. No.	Cap. ml.	Tolerance (± ml)	N/S
143.2008.01	5	0.025	10/19
143.2008.02	10	0.025	10/19
143.2008.03	20	0.040	10/19
143.2008.04	25	0.040	10/19
143.2008.05	50	0.060	12/21
143.2008.06	100	0.100	14/23
143.2008.07	200	0.150	14/23
143.2008.08	250	0.150	14/23
143.2008.09	500	0.250	19/26
143.2008.010	1000	0.400	19/26
143.2008.011	2000	0.600	29/32



Volumetric Flask With Rim Without Stopper
ISO 1042, DIN 12664, Class B

Cat. No.	Cap. ml.	Tolerance (±ml)
144.2008.01	5	0.05
144.2008.02	10	0.05
144.2008.03	20	0.08
144.2008.04	25	0.08
144.2008.05	50	0.12
144.2008.06	100	0.20
144.2008.07	200	0.30
144.2008.08	250	0.30
144.2008.09	500	0.50
144.2008.10	1000	0.80
144.2008.11	2000	1.20
144.2008.12	5000	2.40



Volumetric Flask With Rim Without Stopper
ISO 1042, DIN 12664, Class A.
With work Certificate

Cat. No.	Cap. ml.	Tolerance (±ml)
145.2008.01	5	0.025
145.2008.02	10	0.025
145.2008.03	20	0.040
145.2008.04	25	0.040
145.2008.05	50	0.060
145.2008.06	100	0.100
145.2008.07	200	0.150
145.2008.08	250	0.150
145.2008.09	500	0.250
145.2008.10	1000	0.400
145.2008.11	2000	0.600
145.2008.12	5000	1.200

Measuring Cylinders, with plastic bases and protection collar Class B

Cat. No.	Cap. ml.	Sub. Div. ml.	Tolerance (±ml)
151.2008.01	5	0.1	0.1
151.2008.02	10	0.2	0.2
151.2008.03	25	0.5	0.5
151.2008.04	50	1.0	1.0
151.2008.05	100	1.0	1.0
151.2008.06	250	2.0	2.0

Measuring Cylinders, with spout & Round Base Class A DIN 12680, ISO 4788 BS 604, With works certificate

Cat. No.	Cap. ml.	Sub. Div. ml.	Tolerance (±ml)
152.2008.01	5	0.1	0.05
152.2008.02	10	0.2	0.10
152.2008.03	25	0.5	0.25
152.2008.04	50	1.0	0.50
152.2008.05	100	1.0	0.50
152.2008.06	250	2.0	1.00
152.2008.07	500	5.0	2.50
152.2008.08	1000	10.0	5.00
152.2008.09	2000	20.0	10.0

Measuring Cylinders, with spout & Hexagonal Base Class A DIN 12680, ISO 4788 BS 604, With works certificate

Cat. No.	Cap. ml.	Sub. Div. ml.	Tolerance (±ml)
153.2008.01	10	0.2	0.10
153.2008.02	25	0.5	0.25
153.2008.03	50	1.0	0.50
153.2008.04	100	1.0	0.50
153.2008.05	250	2.0	1.00
153.2008.06	500	5.0	2.50
153.2008.07	1000	10.0	5.00
153.2008.08	2000	20.0	10.00

Measuring Cylinders, with spout & Round Base
Class B DIN 12680, ISO 04788, BS 604

Cat. No.	Cap. ml.	Sub. Div. ml.	Tolerance (±ml)
154.2008.01	5	0.1	0.10
154.2008.02	10	0.2	0.20
154.2008.03	25	0.5	0.50
154.2008.04	50	1.0	1.00
154.2008.05	100	1.0	1.00
154.2008.06	250	2.0	2.00
154.2008.07	500	5.0	5.00
154.2008.08	1000	10.0	10.00
154.2008.09	2000	20.0	20.00

Measuring Cylinders, with spout & Hexagonal Base
Class B DIN 12680, ISO 4788, BS 604

Cat. No.	Cap. ml.	Sub. Div. ml.	Tolerance (±ml)
155.2008.01	10	0.2	0.20
155.2008.02	25	0.5	0.50
155.2008.03	50	1.0	1.00
155.2008.04	100	1.0	1.00
155.2008.05	250	2.0	2.00
155.2008.06	500	5.0	5.00
155.2008.07	1000	10.0	10.00
155.2008.08	2000	20.0	20.00

Measuring Cylinders, schell back with spout
& Hexagonal Base Class B DIN 12680

Cat. No.	Cap. ml.	Sub. Div. ml.	Tolerance (±ml)
156.2008.01	10	0.2	0.20
156.2008.02	25	0.5	0.50
156.2008.03	50	1.0	1.00
156.2008.04	100	1.0	1.00
156.2008.05	250	2.0	2.00
156.2008.06	500	5.0	5.00
156.2008.07	1000	10.0	10.00
156.2008.08	2000	20.0	20.00

Measuring Cylinders, schell back with Spout & Round Base, Clas B DIn 12680

Cat. No.	Capacity	Sub. Div. ml.	Tolerance (± ml)
157.2008.01	10	0.2	0.10
157.2008.02	25	0.5	0.25
157.2008.03	50	1.0	0.50
157.2008.04	100	1.0	0.50
157.2008.05	250	2.0	1.00
157.2008.06	500	5.0	2.50
157.2008.07	1000	10.0	5.00
157.2008.08	2000	20.0	10.00

Measuring Cylinders, Round Base with interchangeable Polythelene stopper, Class A DIN 12685, ISO 4788 BS 604, with Works Certificate

Cat. No.	Capacity	Sub. Div. ml.	Tolerance (± ml)
158.2008.01	10	0.2	0.10
158.2008.02	25	0.5	0.25
158.2008.03	50	1.0	0.50
158.2008.04	100	1.0	0.50
158.2008.05	250	2.0	1.00
158.2008.06	500	5.0	2.50
158.2008.07	1000	10.0	5.00
158.2008.08	2000	10.0	10.0

Note : Glass Stopper can be supplied on request at extra cost.

Measuring Cylinders, Round Base with Interchangeable Polythelene stopper, Class B DIN 12685, ISO 4788 BS 604

Cat. No.	Capacity	Sub. Div. (ml)	Tolerance (± ml)
159.2008.01	10	0.2	0.2
159.2008.02	25	0.5	0.5
159.2008.03	50	1.0	1.0
159.2008.04	100	1.0	1.0
159.2008.05	250	2.0	2.0
159.2008.06	500	5.0	5.0
159.2008.07	1000	10.0	10.0
159.2008.08	2000	20.0	20.0

Cylinders

Measuring Cylinder Hexagonal Base with Polyethylene stopper, Class A DIN 12685, ISO 4788. BS 604, with Individual Works Certificate

Cat. No.	Capacity	Sub. Div. (ml)	Tolerance (±ml)
160.2008.01	10	0.2	0.10
160.2008.02	25	0.5	0.25
160.2008.03	50	1.0	0.50
160.2008.04	100	1.0	0.50
160.2008.05	250	2.0	1.00
160.2008.06	500	5.0	2.50
160.2008.07	1000	10.0	5.00
160.2008.08	2000	20.0	10.00

Measuring Cylinder Hexagonal Base with Polyethylene stopper, Class B DIN 12685, ISO 4788 BS 604

Cat. No.	Capacity	Sub. Div. (ml)	Tolerance (±ml)
161.2008.01A	10	0.2	0.20
161.2008.02A	25	0.5	0.50
161.2008.03A	50	1.0	1.00
161.2008.04A	100	1.0	1.00
161.2008.05A	250	2.0	2.00
161.2008.06A	500	5.0	5.00
161.2008.07A	1000	10.0	10.00
161.2008.08A	2000	20.0	20.00

Nessler Cylinder, for colour comparison class A, Graduated.

Cat. No.	Capacity	Sub. Div. ml.	Tolerance + ml.
162.2008.01	50	25 & 50	0.4
162.2008.02	100	50 & 100	0.8

Nessler Cylinder, for colour comparison class B, Graduated.

Cat. No.	Capacity	Sub. Div. ml.	Tolerance + ml.
163.2008.01	50	25 & 50	0.8
163.2008.02	100	50 & 100	1.6

Crow Receiver Class B complies with BS 658

Cat. No.	Capacity	Graduation interval mm	Overall height
164.2008.01	100	1.0	250

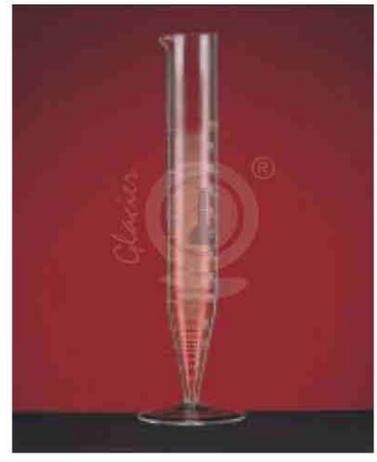

Crow Receiver Class A complies with BS 658

Cat. No.	Capacity	Graduation interval mm	Overall height
164.2008.02	100	1.0	250

Imhoff Sedimentation Cone Graduated up to 40ml

Cat. No.	Capacity
168.2008.01	1000

Conical Measure Graduated with Glass Base & Spout

Cat. No.	Capacity
170.2008.01	50
170.2008.02	100/125
170.2008.03	250
170.2008.04	300
170.2008.05	500

Separating & Dropping Funnel

Separating Funnels, with Glass stopcock, & Polythelene Stopper, Squibb shape

Cat. No.	Capacity	N/S
181.2008.02	50	19/26
181.2008.03	100	19/26
181.2008.04	250	19/26
181.2008.05	500	24/29
181.2008.06	1000	29/32
181.2008.07	2000	29/32

Note : Glass Stopper can be supplied on request at extra cost

Separating Funnels, Graduated, with Glass stopcock, & Polythelene Stopper, Squibb shape.

Cat. No.	Capacity	N/S
182.2008.02	50	19/26
182.2008.03	100	19/26
182.2008.04	250	19/26
182.2008.05	500	24/29
182.2008.06	1000	29/32
182.2008.07	2000	29/32

Separating Funnels,
with PTFE Needle Valve (Rotaflow) & Polythelene stopper, Squibb shape.

Cat. No.	Capacity	N/S
183.2008.02	50	19/26
183.2008.03	100	19/26
183.2008.04	250	19/26
183.2008.05	500	24/29
183.2008.06	1000	29/32
183.2008.07	2000	29/32
183.2008.08	5000	34/35

Separating Funnels, Graduated,
with PTFE Needle Valve (Rotaflow) &
Polythelene stopper, Squibb shape.

Cat. No.	Capacity	N/S
184.2008.02	50	19/26
184.2008.03	100	19/26
184.2008.04	250	19/26
184.2008.05	500	24/29
184.2008.06	1000	29/32
184.2008.07	2000	29/32

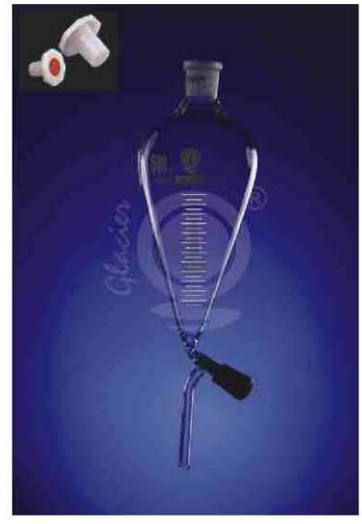

Separating Funnels, with PTFE Key,
Stopcock & Polythelene stopper, Squibb shape.

Cat. No.	Capacity	N/S
185.2008.02	50	19/26
185.2008.03	100	19/26
185.2008.04	250	19/26
185.2008.05	500	24/29
185.2008.06	1000	29/32
185.2008.07	2000	29/32



Separating Funnels, Graduated, with PTFE Key,
Stopcock & Polythelene stopper, Squibb shape.

Cat. No.	Capacity	N/S
186.2008.02	50	19/26
186.2008.03	100	19/26
186.2008.04	250	19/26
186.2008.05	500	24/29
186.2008.06	1000	29/32
186.2008.07	2000	29/32

Separating & Dropping Funnel



Separating Funnels, with Glass Stopcock & Polythelene stopper, Pear shape.

Cat. No.	Capacity	N/S
187.2008.02	50	19/26
187.2008.03	100	19/26
187.2008.04	250	19/26
187.2008.05	500	24/29
187.2008.06	1000	29/32
187.2008.07	2000	29/32

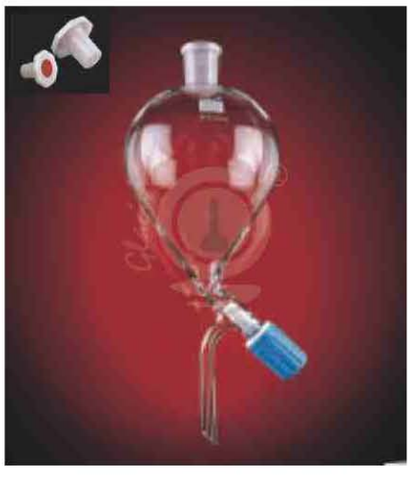

Separating Funnels, with PTFE Needle Valve Stopcock & Polythelene stopper, Pear shape.

Cat. No.	Capacity	N/S
188.2008.02	50	19/26
188.2008.03	100	19/26
188.2008.04	250	19/26
188.2008.05	500	24/29
188.2008.06	1000	29/32
188.2008.07	2000	29/32
188.2008.08	5000	34/35

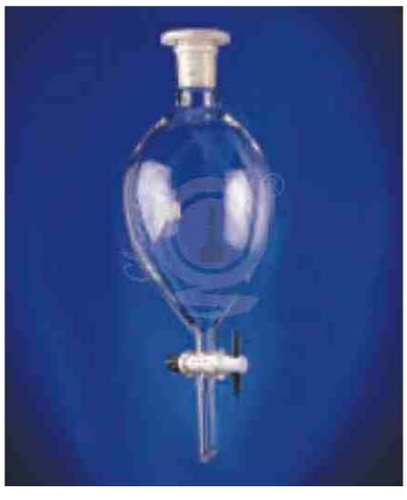

Separating Funnels, with PTFE Key, Stopcock & Polythelene stopper, Pear shape.

Cat. No.	Capacity	N/S
189.2008.02	50	19/26
189.2008.03	100	19/26
189.2008.04	250	19/26
189.2008.05	500	24/29
189.2008.06	1000	29/32
189.2008.07	2000	29/32

Dropping Funnels, Cylindrical with
Polythelene Stopper & Glass Stopcock,

Cat. No.	Capacity	N/S
201.2008.01	25	14/23
201.2008.02	50	19/26
201.2008.03	100	19/26
201.2008.04	250	19/26
201.2008.05	500	24/29
201.2008.06	1000	24/29

Dropping Funnels, Cylindrical Graduated
with Polythelene Stopper and Glass Stopcock.

Cat. No.	Capacity	N/S
202.2008.02	50	19/26
202.2008.03	100	19/26
202.2008.04	250	19/26
202.2008.05	500	24/29
202.2008.06	1000	24/29

Dropping Funnels, Cylindrical
with Polythelene Stopper &
PTFE Needle Valve Stopcock

Cat. No.	Capacity	N/S
203.2008.01	25	14/23
203.2008.02	50	19/26
203.2008.03	100	19/26
203.2008.04	250	19/26
203.2008.05	500	24/29
203.2008.06	1000	24/29

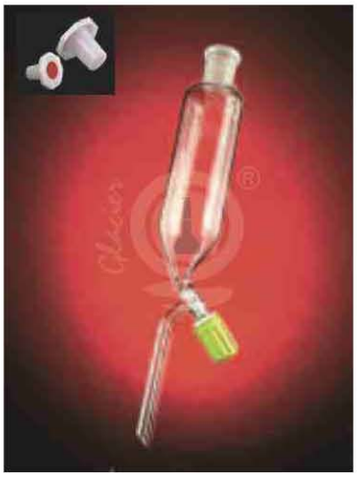

Dropping Funnels, Cylindrical Graduated with Rotaflow Stopcock, & Polythelene Stopper.

Cat. No.	Capacity	N/S
204.2008.01	25	14/23
204.2008.02	50	19/26
204.2008.03	100	19/26
204.2008.04	250	19/26
204.2008.05	500	24/29
204.2008.06	1000	24/29

Dropping Funnels, Cylindrical with PTFE key & Polythelene Stopper.

Cat. No.	Capacity	N/S
205.2008.01	25	14/23
205.2008.02	50	19/26
205.2008.03	100	19/26
205.2008.04	250	19/26
205.2008.05	500	24/29
205.2008.06	1000	24/29

Dropping Funnels, Cylindrical Graduated with PTFE key & Polythelene Stopper.

Cat. No.	Capacity	N/S
206.2008.01	25	14/23
206.2008.02	50	19/26
206.2008.03	100	19/26
206.2008.04	250	19/26
206.2008.05	500	24/29
206.2008.06	1000	24/29

Separating Funnel Gilson
with Glass stopcock.

Cat. No.	Capacity	N/S
207.2008.01	50	19/26
207.2008.02	100	19/26
207.2008.03	250	19/26
207.2008.04	500	24/29
207.2008.05	1000	29/32
207.2008.06	2000	29/32

Separating Funnel Gilson with
PTFE Key stopcock.

Cat. No.	Capacity	N/S
208.2008.01	50	19/26
208.2008.02	100	19/26
208.2008.03	250	19/26
208.2008.04	500	24/29
208.2008.05	1000	29/32
208.2008.06	2000	29/32

Separating Funnels, Pear shape with socket,&
Glass stopcock, with cone & with stopper.

Cat. No.	Capacity ml	Socket	Cone
209.2008.02	50	14/23	14/23
209.2008.03	50	19/26	19/26
209.2008.04	100	14/23	14/23
209.2008.05	100	19/26	19/26
209.2008.06	250	14/23	14/23
209.2008.07	250	19/26	19/26
209.2008.08	500	19/26	19/26
209.2008.09	500	24/29	24/29
209.2008.10	1000	24/29	24/29
209.2008.11	1000	29/32	29/32

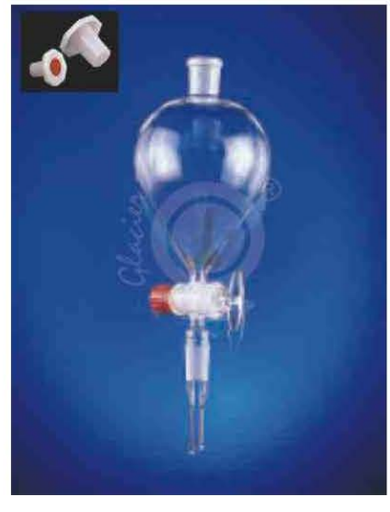

Separating & Dropping Funnel

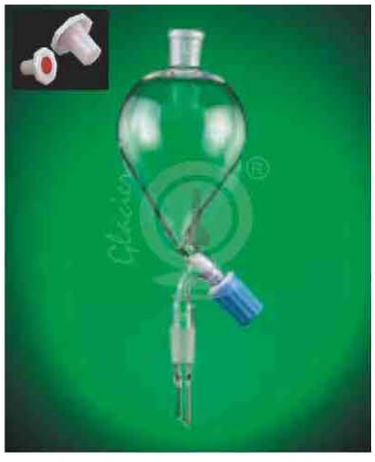

Seperating Funnels, Pear shape with Socket, & PTFE Needle Valve stopcock, with cone & with stopper.

Cat. No.	Capacity ml	Socket	Cone
210.2008.02	50	14/23	14/23
210.2008.03	50	19/26	19/26
210.2008.04	100	14/23	14/23
210.2008.05	100	19/26	19/26
210.2008.06	250	14/23	14/23
210.2008.07	250	19/26	19/26
210.2008.08	500	19/26	19/26
210.2008.09	500	24/29	24/29
210.2008.10	1000	24/29	24/29
210.2008.11	1000	29/32	29/32

Separating Funnels, Pear shape with socket, & PTFE Key stopcock, with cone & with stopper.

Cat. No.	Capacity ml	Socket	Cone
211.2008.02	50	14/23	14/23
211.2008.03	50	19/26	19/26
211.2008.04	100	14/23	14/23
211.2008.05	100	19/26	19/26
211.2008.06	250	14/23	14/23
211.2008.07	250	19/26	19/26
211.2008.08	500	19/26	19/26
211.2008.09	500	24/29	24/29
211.2008.10	1000	24/29	24/29
211.2008.11	1000	29/32	29/32

Dropping Funnels, Cylindrical, with Socket & Glass Stopcock Stem with cone & with Stopper.

Cat. No.	Capacity ml	Socket	Cone
212.2008.02	50	14/23	14/23
212.2008.03	100	14/23	14/23
212.2008.04	100	19/26	19/26
212.2008.05	250	19/26	19/26
212.2008.06	500	24/29	24/29
212.2008.07	1000	24/29	24/29

Dropping Funnels, Cylindrical,
with Socket & PTFE Needle Valve Stopcock,
Stem with cone & with Stopper.

Cat. No.	Capacity ml	Socket	Cone
213.2008.02	50	14/23	14/23
213.2008.03	100	14/23	14/23
213.2008.04	100	19/26	19/26
213.2008.05	250	19/26	19/26
213.2008.06	500	24/29	24/29
213.2008.07	1000	24/29	24/29

Dropping Funnels, Cylindrical, with Socket,
Screw Type PTFE Key Stopcock, Stem
with cone delete Stopper.

Cat. No.	Capacity ml	Socket	Cone
214.2008.02	50	14/23	14/23
214.2008.03	100	14/23	14/23
214.2008.04	100	19/26	19/26
214.2008.05	250	19/26	19/26
214.2008.06	500	24/29	24/29
214.2008.07	1000	24/29	24/29

Pressure Equalising Funnels, Cylindrical,
with Socket, Glass Stopcock and stem with cone.

Cat. No.	Capacity ml	Socket	Cone
215.2008.01	50	14/23	14/23
215.2008.02	100	19/26	19/26
215.2008.03	250	19/26	19/26
215.2008.04	250	24/29	24/29
215.2008.05	500	19/26	19/26
215.2008.06	500	24/29	24/29

Pressure Equalising Funnels, Cylindrical, with Socket & PTFE Key Stopcock and stem with cone.

Cat. No.	Capacity ml	Socket	Cone
216.2008.01	50	14/23	14/23
216.2008.02	100	19/26	19/26
216.2008.03	250	19/26	19/26
216.2008.04	250	24/29	24/29
216.2008.05	500	19/26	19/26
216.2008.06	500	24/29	24/29

Pressure Equalising Funnels, Pear Shape with Socket, Glass Stopcock & stem with cone.

Cat. No.	Capacity ml	Socket	Cone
217.2008.01	50	14/23	14/23
217.2008.02	100	19/26	19/26
217.2008.03	250	19/26	19/26
217.2008.04	250	24/29	24/29
217.2008.05	500	19/26	19/26
217.2008.06	500	24/29	24/29

Pressure Equalising Funnels, Pear Shape, with Socket & PTFE Key Stopcock and stem with cone.

Cat. No.	Capacity ml	Socket	Cone
218.2008.01	50	14/23	14/23
218.2008.02	100	19/26	19/26
218.2008.03	250	19/26	19/26
218.2008.04	250	24/29	24/29
218.2008.05	500	19/26	19/26
218.2008.06	500	24/29	24/29

Air Condensers

Cat. No.	Socket	Cone	Effective Length (mm.)
226.2008.01	14/23	14/23	200
226.2008.02	19/26	19/26	200
226.2008.03	24/29	24/29	250
226.2008.04	19/26	19/26	400
226.2008.05	24/29	24/29	500
226.2008.06	34/35	34/35	500
226.2008.07	19/26	19/26	600
226.2008.08	24/29	24/29	750
226.2008.09	-	19/26	750
226.2008.10	-	24/29	750
226.2008.11	-	19/26	1000
226.2008.12	-	24/29	1000

Liebig Condensers

Cat. No.	Socket	Cone	Effective Length (mm.)
227.2008.01	14/23	14/23	160
227.2008.01A	19/26	19/26	160
227.2008.02	19/26	19/26	250
227.2008.03	24/29	24/29	250
227.2008.04	19/26	19/26	300
227.2008.05	24/29	24/29	300
227.2008.06	29/32	29/32	300
227.2008.10	24/29	24/29	400
227.2008.11	29/32	29/32	400

Coil Condensers, Graham, Coiled Distillate Type

Cat. No.	Socket	Cone	Effective Length (mm.)
228.2008.01	14/23	14/23	160
228.2008.01A	19/26	19/26	160
228.2008.02	24/29	24/29	160
228.2008.03	19/26	19/26	250
228.2008.04	24/29	24/29	250
228.2008.04A	29/32	29/32	250
228.2008.05	24/29	24/29	300
228.2008.06	29/32	29/32	300
228.2008.07	29/32	29/32	400

Allihn Condensers (Bulb Condenser)

Cat. No.	Socket	Cone	Effective Length (mm.)
229.2008.05	14/23	14/23	160
229.2008.06	19/26	19/26	160
229.2008.07	14/23	14/23	250
229.2008.08	19/26	19/26	250
229.2008.09	24/29	24/29	250
229.2008.10	24/29	24/29	300
229.2008.11	29/32	29/32	300
229.2008.12	24/29	24/29	400
229.2008.13	29/32	29/32	400

Allihin Condenser For Soxhlet

Cat. No.	Cone	Extractor ML
230.2008.01	45/40	100-250
230.2008.02	50/42	500
230.2008.03	55/44	1000

Dimroth Condenser for Soxhlet

Cat. No.	Cone	Extractor ML
231.2008.01	45/40	100-250
231.2008.02	50/42	500
231.2008.03	55/44	1000

Bromine Diffusion Kit

Cat. No.	Description
235.2008.01	Set of 17 Items



29 BU/Organic Chemistry set

This set is ideal for introducing students to the principal techniques of preparative organic chemistry. Although the set is very simple a surprising number of preparations on the 30 g scale can be carried out.

Cat. No.	Description
236.2008.01	Complete set comprising 5 items of Glassware.

Item No.	Components	29 BU/M
1	Pear shaped flask, 50 ml	1
2	Still head	1
3	Liebig condenser	1
4	Screw cap adapter	1
5	Receiver adapter	1

27 BU Organic Chemistry Set

A highly popular set in schools, colleges and universities. It has been purposely designed to cover the essential requirements for the teaching of organic chemistry and is suitable for preparations up to 30g. This is a set which is difficult to beat for versatility.

Cat. No.	Description
237.2008.01	Complete set comprising 9 items of Glassware.

Item No.	Components	27 BU/M
1	Pear shaped flask, 50 ml	1
2	Still head	1
3	Liebig condenser	1
4	Screw cap adapter	1
5	Receiver adapter	1
6	Air leak/ steam inlet tube	1
7	Dropping funnel, 50 ml with GP Rotaflo tap	1
8	Stopper	1
9	Thermometer	1

34 BU Organic Chemistry Set.

For student use in preparative organic chemistry up to the 150 g scale, this includes all the necessary equipment to allow a wide range of preparations to be carried out.
It is also invaluable for industrial laboratories where the among of preparative work is not great and may occur at infrequent intervals. for such applications, this set has the advantage of covering an extensive field of work and occupying little space when not in use.

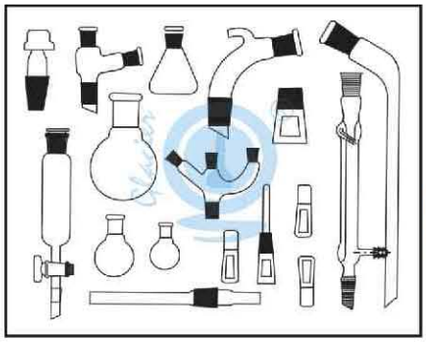

Cat. No.	Description
238.2008.01	Complete set comprising 16 items of Glassware.

Item No.	Components	Socket size	Cone Size
1	Still head	14/23	19/26
2	Receiver	19/26	24/29
3	Air leak/steam inlet tube	-	19/26
4	Liebig condenser	19/26	19/26
5	Dropping funnel, 100 ml	19/26	19/26
6	Reducing adapter	19/26	24/29
7	Multiple adapter	19/26	24/29
8	Flask, R.B., 50 ml	24/29	-
9	Flask, Erlenmeyer, 250 ml	24/29	-
10	Flask, R.B., 250 ml	24/29	-
11	Stopper	-	19/26
12	Stopper	-	19/26
13	Thermometer Pocket	-	14/23
14	Receiver adapter	19/26	-
15	Flask, R.B., 100 ml	24/29	-
16	Stopper	-	24/29

Micro Organic Chemistry Set.

Cat. No.	Description
239.2008.01	

Charls Law Apparatus

Cat. No.	Description
240.2008.01	

Water Level Apparatus Wooden Base

Cat. No.	Description
241.2008.01	4 Limbs
241.2008.02	5 Limbs

Extraction Apparatus

Soxhlet Extraction Apparatus,

consists of Flask, Extractor and condenser.

Cat. No.	Extractor cap. (ml)	Extractor Socket	Extractor Cone	Flask Cap	Condensor Type
246.2008.04	100	45/40	24/29	250	ALLIHIN
246.2008.05	150	45/40	24/29	250	ALLIHIN
246.2008.06	250	45/40	24/29	500	ALLIHIN
246.2008.08	500	50/42	24/29	1000	ALLIHIN
246.2008.09	1000	55/44	34/35	2000	ALLIHIN
246.2008.12	100	45/40	24/29	250	DIMROTH
246.2008.13	150	45/40	24/29	250	DIMROTH
246.2008.14	250	45/40	24/29	500	DIMROTH
246.2008.15	500	50/42	24/29	1000	DIMROTH
246.2008.16	1000	55/44	34/35	2000	DIMROTH
246.2008.17	2000	55/44	34/35	5000	ALLIHIN
246.2008.18	3000	55/44	34/35	10000	ALLIHIN
246.2008.19	5000	55/44	34/35	10000	ALLIHIN

Spare Extractor for Soxhlet Apparatus.

Cat. No.	Capacity (ml)	Socket	Cone
247.2008.04	100	45/40	24/29
247.2008.05	150	45/40	24/29
247.2008.06	250	45/40	24/29
247.2008.08	500	50/42	24/29
247.2008.09	1000	55/44	34/35

Gas Generation App. (Kipps)

Cat. No.	Capacity (ml)
248.2008.01	100
248.2008.02	250
248.2008.03	500
248.2008.04	1000



Beaker, Low form with graduation and spout
DIN 12331, ISO 3819

Cat. No.	Capacity (ml)	D. (mm)	H. (mm)
251.2008.01	5	22	30
251.2008.02	10	26	35
251.2008.03	25	34	50
251.2008.04	50	42	60
251.2008.05	100	50	70
251.2008.06	150	60	80
251.2008.07	250	70	95
251.2008.08	400	80	110
251.2008.09	500	100	135
251.2008.10	600	90	125
251.2008.11	800	100	135
251.2008.12	1000	105	145
251.2008.13	2000	130	185
251.2008.14	3000	150	210
251.2008.15	5000	170	270

Beaker, Tall form with graduation and spout
DIN 12331, ISO 3819

Cat. No.	Capacity (ml)	D. (mm)	H. (mm)
252.2008.01	25	38	70
252.2008.02	50	38	70
252.2008.03	100	48	80
252.2008.04	150	54	95
252.2008.05	250	60	120
252.2008.06	400	70	130
252.2008.07	500	75	137
252.2008.08	600	80	150



Beaker Conical Form (Phillips Pattern) with Spout
with graduation DIN 12380, ISO 1773

Cat. No.	Capacity (ml)	Base Dia (mm)	Top Dia (mm)	H. (mm)
253.2008.01	250	68	52	105
253.2008.02	500	86	59	142

Erlenmeyer Flasks, Narrow Neck with graduation DIN 12380, ISO 1773

Cat. No.	Capacity (ml)	D. (mm)	D1. (mm)	H. (mm)
256.2008.01	25	42	18	70
256.2008.02	50	51	22	90
256.2008.03	100	64	22	105
256.2008.04	150	74	28	118
256.2008.05	250	85	34	145
256.2008.06	500	105	34	180
256.2008.07	1000	131	42	220
256.2008.08	2000	166	50	280
256.2008.09	5000	220	50	377



Erlenmeyer Flasks, Wide Neck with graduation DIN 12385.

Cat. No.	Capacity (ml)	D. (mm)	D1. (mm)	H. (mm)
257.2008.01	25	42	31	70
257.2008.02	50	51	34	85
257.2008.03	100	64	34	105
257.2008.04	150	64	34	105
257.2008.05	250	85	50	140
257.2008.06	300	87	50	140
257.2008.07	500	105	50	175
257.2008.08	1000	131	50	220
257.2008.09	2000	153	72	276



Flask Round Bottom narrow neck, with beaded rim DIN 12347, ISO 1773

Cat. No.	Capacity (ml)	D. (mm)	D1. (mm)	H. (mm)
258.2008.01	50	51	22	105
258.2008.02	100	64	24	115
258.2008.03	250	85	34	144
258.2008.04	500	105	34	175
258.2008.05	1000	131	42	200
258.2008.06	2000	166	50	260
258.2008.07	3000	185	50	310
258.2008.08	5000	223	60	350
258.2008.09	10000	285	65	420
258.2008.10	20000	350	75	505





Flask Round Bottom wide neck,
with beaded rim DIN 12347, ISO 1773

Cat. No.	Capacity (ml)	D. (mm)	D1. (mm)	H. (mm)
259.2008.01	50	51	34	105
259.2008.02	100	64	35	110
259.2008.03	250	85	51	145
259.2008.04	500	105	50	168
259.2008.05	1000	131	50	210
259.2008.07	2000	166	76	260



Flask Flat Bottom, narrow neck,
with beaded rim DIN 12347, ISO 1773

Cat. No.	Capacity (ml)	D. (mm)	D1. (mm)	H. (mm)
260.2008.01	50	51	22	100
260.2008.02	100	64	22	110
260.2008.03	250	85	35	140
260.2008.04	500	105	34	171
260.2008.05	1000	131	42	200
260.2008.06	2000	166	50	250
260.2008.07	3000	186	50	300
260.2008.08	5000	223	60	340
260.2008.09	10000	279	65	400
260.2008.10	20000	350	75	505



Flask Flat Bottom, wide neck,
with beaded rim DIN 12347

Cat. No.	Capacity (ml)	D. (mm)	D1. (mm)	H. (mm)
261.2008.01	50	51	35	100
261.2008.02	100	64	34	110
261.2008.03	250	85	50	140
261.2008.04	500	103	50	170
261.2008.05	1000	131	50	200
261.2008.06	2000	166	50	250

Funnel Filtering, 60° angle with stem.

Cat. No.	Diameter (mm)
262.2008.01	25
262.2008.02	35
262.2008.03	38
262.2008.04	40
262.2008.05	50
262.2008.06	55
262.2008.07	65
262.2008.08	70
262.2008.09	75
262.2008.10	80
262.2008.11	100
262.2008.12	125
262.2008.13	150
262.2008.14	200



Funnel Powder

Cat. No.	N/S Size	Approx. Funnel Diameter
263.2008.01 P	14/23	45 mm
263.2008.02 P	14/23	70 mm
263.2008.03 P	24/29	70 mm
263.2008.04 P	24/29	80 mm
263.2008.05 P	14/23	100 mm
263.2008.06 P	24/29	100 mm
263.2008.07 P	29/32	150 mm
263.2008.08 P	29/32	200 mm

Weighing Scoops, with open tubular arm, suitable for use when small quantity of dyes or powders are to be weighed

Cat. No.	Capacity
264.2008.01	3 ml
264.2008.02	6 ml
264.2008.03	10 ml

Dishes, Crystallizing, without Spout

Cat. No.	O.D. x Height (mm)
265.2008.01	40 x 25
265.2008.02	50 x 30
265.2008.03	60 x 35
265.2008.04	70 x 40
265.2008.05	80 x 45
265.2008.06	95 x 55
265.2008.07	150 x 75
265.2008.08	190 x 100

Dishes, Crystallizing, with Spout

Cat. No.	O.D. x Height (mm)
266.2008.1S	40 x 25
266.2008.2S	50 x 30
266.2008.3S	60 x 35
266.2008.4S	70 x 40
266.2008.5S	80 x 45
266.2008.6S	95 x 55
266.2008.7S	150 x 75
266.2008.8S	190 x 100

Dishes, Evaporating Flat Bottom with Pour Out

Cat. No.	O.D. x Height (mm)
267.2008.1	80 x 45
267.2008.2	105 x 55
267.2008.3	150 x 80
267.2008.4	200 x 100

Petri Dish

Cat. No.	Size (mm)
268.2008.1	50
268.2008.2	80
268.2008.3	90
268.2008.4	100
268.2008.5	125
268.2008.6	150
268.2008.7	200

Dessicator with Lid, Plain, Die pressed, Neutral Glass with Porcelain perforated plate.

Cat. No.	I.D. (mm)
276.2008.01	150
276.2008.02	210
276.2008.03	250
276.2008.04	300

Dessicator with Lid, Vacuum, Die pressed, Neutral Glass with Porcelain perforated plate and glass stopcock

Cat. No.	I.D. (mm)
277.2008.01	150
277.2008.02	210
277.2008.03	250
277.2008.04	300

Dessicator with Lid, Vacuum,
with Stopcock. Borosilicate 3.3 glass.



Cat. No.	I.D. (mm)
278.2008.01	100
278.2008.02	150
278.2008.03	200
278.2008.04	250
278.2008.05	300

Chromatography Sprayers with Rubber bellow.

Cat. No.	I.D. (mm)
279.2008.01	100
279.2008.02	150
279.2008.03	250

Gas Jar with ground glass flat flange.

Cat. No.	Dia (mm)	Height (mm)
280.2008.01	50	150
280.2008.02	50	200
280.2008.03	75	200
280.2008.04	75	300

Sintered Ware

Porosity Grades and their General Use

Porosity Grade	Pore Size	General Use
G-0	150-250	Coarse Filtration, Filtration, Gas dispersion and support for other filter material.
G-1	90-150	Coarse Precipitate, Filtration, Gas dispersion, Coarse grain material filtration.
G-2	40-90	Medium and Crystalline precipitate filtration, medium filtration and washing of glass.
G-3	15-40	Fine Gas filtration and dispersion, mercury filtration, fine grain material filtration, collection of fine precipitates, Analytical work with medium precipitates.
G-4	5-15	Valves for mercury collection of very fine precipitates. Analytical work with fine precipitates.



Crucible, Gooch type with Sintered Disc of porosity G-0 or G-1 or G-2 or G-3 or G-4.

Cat. No.	Capacity (ml)
291.2008.01	15
291.2008.02	30
291.2008.03	50

Buchner Funnel, with Sintered Disc of Porosity G-0 or G-1 or G-2 or G-3 or G-4, Plain stem.

Cat. No.	Capacity (ml)	Disc Dia (mm)
292.2008.01	35	30
292.2008.02	80	40
292.2008.03	200	65
292.2008.04	500	90
292.2008.05	1000	120

Buchner Funnel, with Sintered Disc of Porosity G-0 or G-1 or G-2 or G-3 or G-4, cone at stem.

Cat. No.	Capacity (ml)	Disc Dia (mm)	Cone
293.2008.01	35	30	14/23 or 19/26
293.2008.02	80	40	14/23 or 19/26
293.2008.03	200	65	19/26 or 24/29
293.2008.04	500	90	19/26 or 24/29 or 29/32
293.2008.05	1000	120	19/26 or 24/29 or 29/32

Sintered Ware & Water Stills

Cat. No.	Item
293.2008.01	**Funnel Filtration System** for 47 mm Diameter Membranes

Cat. No.	Accessories
293.2008.02	Funnel 300 ml
293.2008.03	Sintered Base with Stopper
293.2008.04	Clamp
293.2008.05	Filter Flask 1000ml



Cat. No.	Item
294.2008.01	**Funnel Filtration Holder** Cork Type for 47 mm Membranes

Water Stills, 'GLACIER', Water stills are carefully designed to produce high purity pyrogen free distilled water. The water still of borosilicate glass comprises of horizontal type boiler, condenser, constant level device, Silica sheathed heaters, along with stand and clamps. All parts are replaceable.

Cat. No.	Description
295.2008.01	Single Still without Cut-off
295.2008.02	Single Still with Thermal sensor Auto Cut-off
295.2008.03	Double Still without Cut-off
295.2008.04	Double Still with Thermal sensor Auto Cut-off
SPARE PARTS	
295.2008.05	Boiling chamber horizontal type
295.2008.06	Condenser for water still
295.2008.07	Constant level device
295.2008.08	Silica Tube Sheathed heater with Bakelite Cap
295.2008.09	Automatic thermal sensor Cut-off for single still
295.2008.10	Automatic thermal sensor Cut-off for single still

Note: Automatic Cut-off offered above have been newly designed. A sensitive thermal sensor has been provided so no outside electrodes are needed. It is more sturdy and reliable as compared to the conventional type.

Automatic Electrically Heated All glass Distillation Apparatus,

Cut Design, heater embedded in spiral glass tube complete with C.I. heavy base, S.S. Rod, Clamps, Board etc.

Cat. No.	Flask Cap. Lt.	Description
296.2008.01	3	Single Distillation without Cut-off.
296.2008.02	3	Single Distillation with thermal auto Cut-off.
296.2008.03	5	Single Distillation without Cut-off.
296.2008.04	5	Single Distillation with thermal auto Cut-off.
296.2008.05	10	Single Distillation without Cut-off.
296.2008.06	10	Single Distillation with thermal auto Cut-off.
296.2008.07	3	Double Distillation without Cut-off.
296.2008.08	3	Double Distillation with thermal auto Cut-off.
296.2008.09	5	Double Distillation without Cut-off.
296.2008.10	5	Double Distillation with thermal auto Cut-off.
296.2008.11	10	Double Distillation without Cut-off.
296.2008.12	10	Double Distillation with thermal auto Cut-off.
296.2008.13	3	Triple Distillation without Cut-off.
296.2008.14	3	Triple Distillation with thermal auto Cut-off.
296.2008.15	5	Triple Distillation without Cut-off.
296.2008.16	5	Triple Distillation with thermal auto Cut-off.
296.2008.17	10	Triple Distillation without Cut-off.
296.2008.18	10	Triple Distillation with thermal auto Cut-off.

SPARE PARTS

296.2008.19	Flask with heater 5 Litre
296.2008.20	Flask with heater 10 Litre
296.2008.21	Condenser for 3 Litre Distillation with B40 Cone
296.2008.22	Condenser for 5 Litre Distillation with B40 Cone
296.2008.23	Condenser for 10 Litre Distillation with B50 Cone
296.2008.24	Automatic thermal sensor cut-off for Single Distillation
296.2008.25	Automatic thermal sensor cut-off for Double Distillation
296.2008.26	Automatic thermal sensor cut-off for Triple Distillation
296.2008.27	Receiving tube for condenser
296.2008.28	Stand for single distillation for 3,5 or 10 Litres flask
296.2008.29	Stand for double distillation

Note: Automatic Cut-off offered above have been newly designed. A sensitive thermal sensor has been provided so no outside electrodes are needed. It is more sturdy and reliable as compared to the conventional type.

297.2008.01 **Rotary Vaccum Flash Evaporator** (Buchhi Type)
Comprising of AC non Sparking geared drive unit, support stand fitted with Jack Arrangement on S.S rod, continously variable speed regulator, thermostatically controlled water bath, laboratory jack, double coil glass condenser, pear shaped evaporating flask cap 800ml, 1000ml receiving flask with ball joints. Feeding tube and vapour path tube, with teflon/rubber seals for maintaing complete vaccum
297.2008.02 -do- without water bath and loboratory jack

Water Distillation Apparatus, Panel Mounted Borosilicate Glass Boiler with inbuilt heater and Borosilicate Glass Condenser. Complete with stand, Clamps etc. Conductivity of Distilled water produced is less than 1u5 cm1. pH 6-7 suitable for HPLC. Output approx. 2.0 Lt/Hr.

Cat. No.	Capacity
298.2008.01	2 Lit.
298.2008.02	5 Lit.

Distillation Apparatus, consists of R.B. Flask recovery bend, Liebig condenser and receiver adapter.

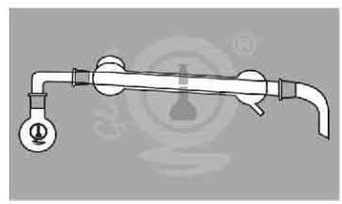

Cat. No.	Flask Cap. ml.	Condenser effective length mm
299.2008.01	250	200
299.2008.02	500	300
299.2008.03	1000	350
299.2008.04	2000	400

Moisture Determination Apparatus, Dean and Stark. (Complete Set)

Cat. No.	Cap. of Rece. with stopcock	Cap. of R.B. Flask ml.
300.2008.01	2 ml	250
300.2008.02	5 ml	500
300.2008.03	10 ml	1000
300.2008.04	25 ml	1000

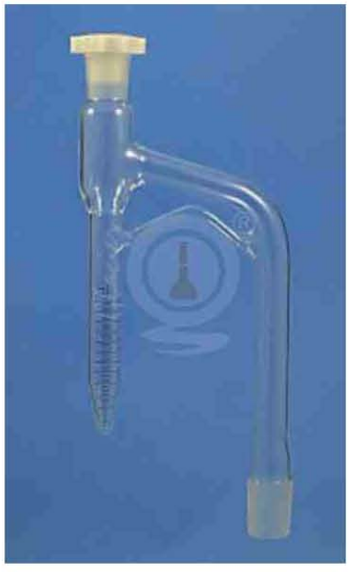

Moisture Determination Apparatus, Dean and Stark. Complete Set

Cat. No.	Cap. of Rece. without stopcock	Cap. of R.B. Flask ml.
301.2008.01	2 ml	250
301.2008.02	5 ml	500
301.2008.03	10 ml	1000
301.2008.04	25 ml	1000

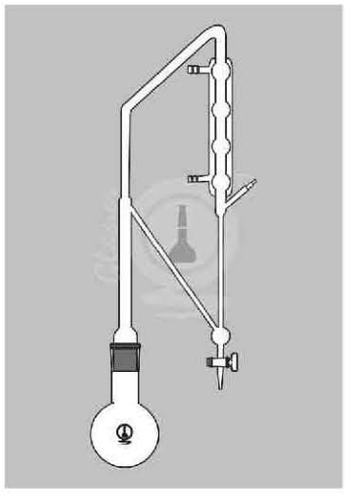

Essential Oil Determination Apparatus

Cat. No.	Flask Capacity ml.
302.2008.01	1000
302.2008.02	2000
302.2008.03	3000
302.2008.04	5000
302.2008.05	10000

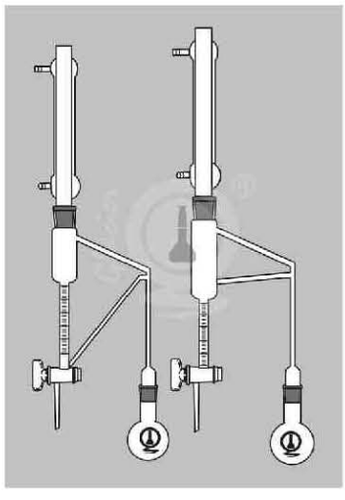

Cleavenger Apparatus for Determination of Volatile Oil
comprising of 1000ml flask, oil seperator tube & condenser.

Cat. No.	
303.2008.01	Lighter than water
304.2008.02	-do- havier than water

Weighing Bottles, Ground in stopper.

Cat. No.	O.D. x Ht. (mm)		Capacity (ml)
311.2008.01	40 x 30	Squat Form	20
311.2008.02	50 x 25	"	20
311.2008.03	50 x 35	"	35
311.2008.04	50 x 50	"	50
311.2008.05	60 x 30	"	40
311.2008.06	20 x 40	Tall Form	5
311.2008.07	25 x 50	"	15
311.2008.08	30 x 60	"	25
311.2008.09	40 x 80	"	60

Density Bottle, Calibrated

Cat. No.	Capacity (ml)	Tolerance (±ml)
312.2008.01	10	1.0
312.2008.02	25	2.0
312.2008.03	50	3.0
312.2008.04	100	3.0



Density Bottle, Uncalibrated

Cat. No.	Capacity (ml)
313.2008.01	10
313.2008.02	25
313.2008.03	50
313.2008.04	100

Picknometer with Thermometer Class 'B'

Cat. No.	Capacity (ml)
314.2008.01	25
314.2008.02	50
314.2008.03	100



B.O.D. Bottle with Interchangeable stopper

Cat. No.	Capacity (ml)
315.2008.01	125
315.2008.02	300

Bottles

Reagent Bottle, Screw Cap.

Cat. No.	Capacity (ml)
316.2008.01	100
316.2008.02	250
316.2008.03	500
316.2008.04	1000
316.2008.05	2000

Reagent Bottles, Narrow Mouth
Boro 3.3, with Plastic Stopper

Cat. No.	Capacity (ml)
317.2008.01	30
317.2008.02	60
317.2008.03	125
317.2008.04	250
317.2008.05	500
317.2008.06	1000
317.2008.07	2000
317.2008.08	5000

Reagent Bottles, Amber, Boro 3.3
with interchangeable stopper.

Cat. No.	Capacity (ml)
318.2008.01	30
318.2008.02	60
318.2008.03	125
318.2008.04	250
318.2008.05	500
318.2008.06	1000
318.2008.07	2000

Woulf Bottle Three Neck B-14
in interchangeable stopper.

Cat. No.	Capacity (ml)
319.2008.01	250
319.2008.02	500
319.2008.03	1000

Woulf Bottle Two Neck B-14
in interchangeable stopper.

Cat. No.	Capacity (ml)
320.2008.01	250
320.2008.02	500
320.2008.03	1000

Dropping Bottles, Boro 3.3 fitted with ground
in interchangeable stopper and rubber teat.

Cat. No.	Capacity (ml)
321.2008.01	30
321.2008.02	60
321.2008.03	120
321.2008.04	250

Amber Dropping Bottles, Boro 3.3,
fitted with ground in interchangeable
stopper and rubber teat.

Cat. No.	Capacity (ml)
322.2008.01	30
322.2008.02	60
322.2008.03	120
322.2008.04	250

Dropping Bottles, Neutral Hard Glass with Screw Cap
And rubber teat.

Cat. No.	Capacity (ml)
323.2008.01	60
323.2008.02	120

Bottles

Amber Dropping Bottle Neutral Hard Glass

With screw cap & rubber teat

Cat. No.	Capacity (ml)
324.2008.01	60
324.2008.02	120

Mac-Cartney Bottles,

Complete with Aluminium Cap.

Cat. No.	Capacity (ml)
325.2008.01	15
325.2008.02	30
325.2008.03	60

Head for Gas Bottles

Cat. No.	Capacity ml
326.2008.01	125
326.2008.02	250
326.2008.03	500

Gas Washing Bottle, only

only Interchangeable joints

Cat. No.	Capacity (ml)
327.2008.01	125
327.2008.02	250
327.2008.03	500

Sintered Wash Bottles Head only

Cat. No.	Capacity ml
328.2008.01	125
328.2008.02	250
328.2008.03	500

Fractionating Coloum, Vigreux

Cat. No.	Socket Size	Cone Size	App. Effective Length mm
341.2008.01	24/29	24/29	360
341.2008.02	24/29	24/29	600
341.2008.03	29/32	29/32	360

Fractionating Coloum, Rod & Disc Pattern

Cat. No.	No. of Disc
342.2008.01	15
342.2008.02	20

Fractionating Column, Dufton

Cat. No.	Socket Size	Cone Size	App. Effective Length mm
343.2008.01	24/29	19/26	150
343.2008.02	24/29	19/26	300
343.2008.03	24/29	24/29	150
343.2008.04	24/29	24/29	300

Chromatography Column Plain with glass stopcock

Cat. No.	Dia mm	App. Effective Length mm
344.2008.01	10	200
344.2008.02	15	300
344.2008.03	20	500
344.2008.04	25	600
344.2008.05	40	600
344.2008.06	50	1000
344.2008.07	100	1800

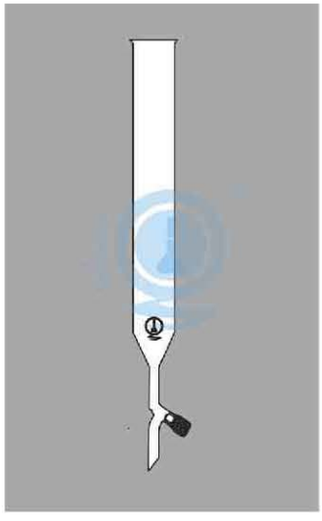

Chromatography Column Plain with P.T.F.E. screw type Rotaflow stopcock

Cat. No.	Dia mm	App. Effective Length mm
345.2008.01	10	200
345.2008.02	15	300
345.2008.03	20	500
345.2008.04	25	600
345.2008.05	40	600
345.2008.06	50	100

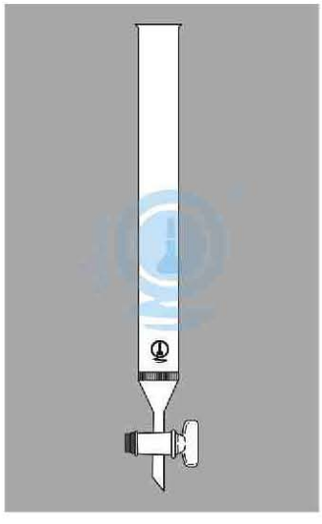

Chromatography Column with sintered disc and glass stopcock

Cat. No.	Dia mm	App. Effective Length mm
346.2008.01	10	150
346.2008.02	15	200
346.2008.03	15	300
346.2008.04	20	400
346.2008.05	30	400
346.2008.06	30	500
346.2008.07	40	500
346.2008.08	40	600

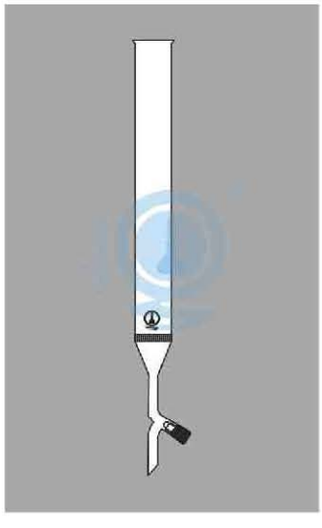

Chromatography Column with sintered disc and Screw Type P.T.F.E. Rotaflow stopcock

Cat. No.	Dia mm	App. Effective Length mm
347.2008.01	10	150
347.2008.02	15	200
347.2008.03	15	300
347.2008.04	20	400
347.2008.05	30	400
347.2008.06	30	500
347.2008.07	40	500
347.2008.08	40	600

Chromatography Column with sintered disc and P.T.F.E. key stopcock

Cat. No.	Dia mm	App. Effective Length mm
348.2008.01	10	150
348.2008.02	15	200
348.2008.03	15	300
348.2008.04	20	400
348.2008.05	30	400
348.2008.06	30	500
348.2008.07	40	500
348.2008.08	40	600

Hoffman Voltameter Graduated with Glass Stopcock but without Electrode

Cat. No.	Cap. ml
349.2008.01	50
349.2008.02	25

Rotaflow Stopcock, Straight

Cat. No.	Bore Size
350.2008.01	0-3
350.2008.02	0-6

PTFE Key Stopcock, Straight

Cat. No.	Size	Bore Size
351.2008.01	12.5	2.5
351.2008.02	14.5	2.5
351.2008.03	14.5	4.0
351.2008.04	18.8	6.0

Glass Stopcock, Straight

Cat. No.	Size	Bore Size
352.2008.01	12.5	2.5
352.2008.02	14.5	2.5
352.2008.03	14.5	4.0
352.2008.04	18.8	6.0

Stopcock

Rotaflow stopcock for Burette

Cat. No.	Bore Size
353.2008.01	0-3

PTFE key stopcock for Burrete

Cat. No.	Size	Bore Size
354.2008.01	12.5	2.5

Glass key stopcock for Burrete

Cat. No.	Size	Bore Size
355.2008.01	12.5	2.5

Rotaflow Stopcock 90°

Cat. No.	Bore Size
356.2008.01	0-3
356.2008.02	0-6

Rotaflow Stopcock for Automatic Burette

Cat. No.	Capacity (ml)
357.2008.01	0-3

Thermometer

Thermometer White/Yellow back with Red Spirit filled
App. immersion 76 mm, total length 305 mm

Cat. No.	Range
361.2008.01	-10 to 50°
361.2008.02	-10 to 110°
361.2008.03	-10 to 150°
361.2008.04	-10 to 250°
361.2008.05	-10 to 360°

Maximum Minimum Thermometer Plastic Base
Superior Quality

Cat. No.
363.2008.01

Wet & Dry Thermometer Plastic Body
Superior Quality

Cat. No.
364.2008.01

Wall Thermometer Plastic Body
Superior Quality

Cat. No.
365.2008.01

Index

A

ADAPTERS
- Reduction 4
- Expansion 5
- Multiple with Two neck parallel 5
- Multiple with Two neck Vertical 5
- Multiple with three Neck 5
- Swan Neck 6
- Receiver Delivery 6
- Receiver Straight 6
- Receiver Bend with Vent 6
- Receiver Bend with Vacuum 7
- Receiver Straight with vacuum 7
- Receiver Multiple Connection 7
- Receiver Plain Bend 7
- Recovery Bend Slopping 8
- Receiver Adapter Perkin 8
- Receiver Bend Vertical 8
- Cone to Rubber Tubing 10,11
- Socket to Rubber Tubing 10,11
- Cone with Stem 11
- Cone with T Connection 11

Air Leak Tube 12
Allihn Condensers 51
Air Condensers 50
Amber Colour Flask Volumetric 34
Amber Colour Reagent Bottle 67
Amber Colour Dropping Bottle 68,69
Absorption U-Tube Plain 24

B

BURETTES
- Burette with Pinchcock 26
- Straight bore Glass Stopcock 25,26
- Screw type Rotaflow 26,27
- Straight bore PTFE Key 28,29
- Without Stopcock (Modular) 29,30
- Automatic 30

BEAKER
- Low Form 55
- Tall Form 55
- Philips Form 55
- Buchner Funnel 61

BOTTLES
- Weighing Bottles 66
- Specific Gravity (Density Bottle) 66
- Woulf Bottle 67,68
- B.O.D.Bottle 66
- Reagent Bottle 67
- Reagent Bottle Screw cap 67
- Reagent Bottle Amber 67
- Dropping Bottle 68,69
- Mac Cartney 69
- Gas Wash Bottles 69
- Blood Sugar Tube 24
- B.U.Utility Set 52,53

C

CONE
- Single 1
- With Tip Single 1
- Cone full length 2
- Plain Double 2
- Claisen Heads 9
- Imhoff Cone 40

CONDENSERS
- Air 50
- Liebig 50
- Coil Graham 50
- Allihn 51
- Dimroth 51

COLUMN
- Vigrux 70
- Rod & Disc 70
- Dufton 70
- Chromatography 70,71
- Chromatography Sprayer 60
- Charls Law 53
- Convection Tube 25
- Crow Receiver 40
- Conical Measure 40
- Cleavenger Apparatus 65

D

Drying Tube 12
Dropping Funnels 44,45,47,48
Dimroth Condensers 51
Dishes Crystallizing 59
Dessicator with Lid 60
Distillation Apparatus 62,63,64
Dean & Stark 64,65

E

Erlenmeyer Flasks 18,19,20,56
Evaporting Dish 59
Essential Oil Determination App. 65

Index

F

FLASK
- Round Bottom Plain 56
- Round Bottom Jointed 14
- Flat Bottom Plain 57
- Flat Bottom Jointed 15
- Round Bottom Two Neck 15
- Round Bottom three neck at Angle 16
- Round Bottom Parallel Three Neck 16
- Pear Shape Single Neck 17
- Pear Shape Two Neck 17
- Evaporating 17
- Kjeldahl Jointed 18
- Conical Jointed 18
- Kjeldahl Plain long neck 20
- Erlenmeyer Flask 56
- Iodine 18
- Distillation Side Tube 19
- Buchner 19
- Conical Screw Cap 19
- Erlenmeyer Stoppered 20
- Retort Stoppered 20

Volumetric 33,34
Volumetric With Rim 35

FUNNELS
- Separating Funnels 41,42,43,46,47
- Dropping Funnels 44,45,47,48
- Funnels Filter 58
- Powder 58

Funnel Filteration System 62

G

Gas Generator (Kipps) 54
Gas Wash Bottle 68
Gas Jar 60

H

Hoffman Voltameter 72

I

Imhoff Cone 40

J

Joint Clip-Metal 13

K

Kipps Apparatus 54
Kjeldhal 18,20

L

Liebig Condensers 50
Liquid for Glass Cleaning 31

M

Measuring Cylinders 36,37,38,39
Mac Cartney Bottles 69
Micro organic chemistry set 53

N

Nessler Cylinder 39

O

Organic Chemistry Sets
- Bromine Diffusion Kit 52
- 29 BU 52
- 27BU 52
- 34BU 53

P

PIPETTES
- Volumetric 31
- Measuring/Graduated 32

Pressure Equilising Funnel 48,49
Porosity Grades 61
Powder Funnel 58
Pycnometer Gas Lussac 66
Picknometer with thermometer 66
Petri Dish 59
Plastic joints clips(Colour coded) 13

Index

R

Receiver Delivery Adapter 6
Receiver Adapter Straight 6
Receiver Bend with Vent Adapter 6
Receiver Bend Adapter 7
Receiver Straight Adapter 7
Receiver with Multiple Connection Adapter 7
Receiver Plain Bend Adapter 7
Recovery Bend Sloping Adapter 8
Receiver Bend Vertical 8
Rotaflow stopcock 72,73
Rotary Vacuum Evaporator 64

S

SOCKET
Single 1
Full length 2
Double 2
Spherical Joints Ball 3
Spherical Cup 3
STOPPER
Hollow 3
Solid 4
Swan Neck adaptor 6
Still Head Plain 8
Splash Head
Vertical Head 9
Pear Shape Vertical 9
Pear Shape Sloping 9
Steam Distillation Head 10
Simple Glands 13
Soxhlet Extraction Apparatus 54
Stopcocks
Rotaflow 72,73
PTFE key 72,73
Glass Key 72,73
Sintered Glassware 61
Spare Head for Gas Wash Bottle 69

T

Thermometer Pocket 12
THERMOMETER
Chemical Thermometer 74
Maximum Minimum Thermometer 74
Wet & Dry Thermometer 74
Wall Thermometer 74
TUBES
Thiele Melting Point tube 24
Convection tube 25
U-Tube Plain 24
Blood Sugar Tube 24
Air leak/Gas Inlet Tube 12
Test tube with joint & Stopper 22,23
Culture Media Round Bottom 21
Culture Media Flat Bottom 21
Centrifuge 21,22
Test Tube 22,23,24

U

U-Tube with two socket 12
U-Tube Plain 24
Utility Set 52,53

W

Weighing Scoops 58
Weighing Bottles 66
Water level Apparatus 53
Water Still 62
Water Distillation App. 63
Water Dist.App.Quartz type Panel mounted 64
Woulf Bottles 67,68
Wash Bottles 69